



Customer Service
PO Box 11813
Harrisburg, PA 17108-1813

ACCOUNT STATEMENT
For the Month Ending
October 31, 2018

SAN BERNARDINO COUNTY

Client Management Team

Kenneth Schiebel, CFA

Managing Director
213 Market Street
Harrisburg, PA 17101-2141
717-232-2723
schiebelk@pfm.com

Danny A. Nelson

Senior Managing Consultant
222 North LaSalle, Suite 910
Chicago, IL 60601
312-523-2434
nelsond@pfm.com

Contents

Cover/Disclosures
Summary Statement
Individual Accounts

Accounts included in Statement

76990800 SAN BERNARDINO COUNTY

SAN BERNARDINO COUNTY
PARTH BHATT
268 WEST HOSPITALITY LANE
FIRST FLOOR
SAN BERNARDINO, CA 92415-0360

Online Access www.pfm.com

Customer Service 1-717-232-2723



Important Disclosures

Important Disclosures

This statement is for general information purposes only and is not intended to provide specific advice or recommendations. PFM Asset Management LLC ("PFM") is an investment advisor registered with the Securities and Exchange Commission, and is required to maintain a written disclosure statement of our background and business experience. If you would like to receive a copy of our current disclosure statement, please contact Service Operations at the address below.

Proxy Voting PFM does not normally receive proxies to vote on behalf of its clients. However, it does on occasion receive consent requests. In the event a consent request is received the portfolio manager contacts the client and then proceeds according to their instructions. PFM's Proxy Voting Policy is available upon request by contacting Service Operations at the address below.

Questions About an Account PFM's monthly statement is intended to detail our investment advisory activity as well as the activity of any accounts held by clients in pools that are managed by PFM. The custodian bank maintains the control of assets and executes (i.e., settles) all investment transactions. The custodian statement is the official record of security and cash holdings and transactions. PFM recognizes that clients may use these reports to facilitate record keeping and that the custodian bank statement and the PFM statement should be reconciled and differences resolved. Many custodians use a settlement date basis which may result in the need to reconcile due to a timing difference.

Account Control PFM does not have the authority to withdraw funds from or deposit funds to the custodian. Our clients retain responsibility for their internal accounting policies; implementing and enforcing internal controls and generating ledger entries or otherwise recording transactions.

Market Value Generally, PFM's market prices are derived from closing bid prices as of the last business day of the month as supplied by ICE Data Services or Bloomberg. Where prices are not available from generally recognized sources the securities are priced using a yield-based matrix system to arrive at an estimated market value. Prices that fall between data points are interpolated. Non-negotiable FDIC-insured bank certificates of deposit are priced at par. Although PFM believes the prices to be reliable, the values of the securities do not always represent the prices at which the securities could have been bought or sold. Explanation of the valuation methods for money market and TERM funds is contained in the appropriate fund information statement.

Amortized Cost The original cost of the principal of the security is adjusted for the amount of the periodic reduction of any discount or premium from the purchase date until the date of the report. Discount or premium with respect to short term securities (those with less than one year to maturity at time of issuance) is amortized on a straightline basis. Such discount or premium with respect to longer term securities is amortized using the constant yield basis.

Tax Reporting Cost data and realized gains / losses are provided for informational purposes only. Please review for accuracy and consult your tax advisor to determine the tax consequences of your security transactions. PFM does not report such information to the IRS or other taxing authorities and is not responsible for the accuracy of such information that may be required to be reported to federal, state or other taxing authorities.

Financial Situation In order to better serve you, PFM should be promptly notified of any material change in your investment objective or financial situation.

Callable Securities Securities subject to redemption prior to maturity may be redeemed in whole or in part before maturity, which could affect the yield represented.

Portfolio The securities in this portfolio, including shares of mutual funds, are not guaranteed or otherwise protected by PFM, the FDIC (except for certain non-negotiable certificates of deposit) or any government agency. Investment in securities involves risks, including the possible loss of the amount invested. Actual settlement values, accrued interest, and amortized cost amounts may vary for securities subject to an adjustable interest rate or subject to principal paydowns. Any changes to the values shown may be reflected within the next monthly statement's beginning values.

Rating Information provided for ratings is based upon a good faith inquiry of selected sources, but its accuracy and completeness cannot be guaranteed. Shares of some money market and TERM funds are marketed through representatives of PFM's wholly owned subsidiary, PFM Fund Distributors, Inc. PFM Fund Distributors, Inc. is registered with the SEC as a broker/dealer and is a member of the Financial Industry Regulatory Authority ("FINRA") and the Municipal Securities Rulemaking Board ("MSRB"). You may reach the FINRA by calling the FINRA Regulator Public Disclosure Hotline at 1-888-289-9999 or at the FINRA Regulation Internet website address www.nasdr.com. A brochure describing the FINRA Regulation Public Disclosure Program is also available from the FINRA upon request.

Key Terms and Definitions

Dividends on money market funds consist of interest earned, plus any discount ratably amortized to the date of maturity, plus all realized gains and losses on the sale of securities prior to maturity, less ratable amortization of any premium and all accrued expenses to the fund. Dividends are accrued daily and may be paid either monthly or quarterly. The monthly earnings on this statement represent the estimated dividend accrued for the month for any program that distributes earnings on a quarterly basis. There is no guarantee that the estimated amount will be paid on the actual distribution date.

Current Yield is the net change, exclusive of capital changes and income other than investment income, in the value of a hypothetical fund account with a balance of one share over the seven-day base period including the statement date, expressed as a percentage of the value of one share (normally \$1.00 per share) at the beginning of the seven-day period. This resulting net change in account value is then annualized by multiplying it by

365 and dividing the result by 7. The yields quoted should not be considered a representation of the yield of the fund in the future, since the yield is not fixed.

Average maturity represents the average maturity of all securities and investments of a portfolio, determined by multiplying the par or principal value of each security or investment by its maturity (days or years), summing the products, and dividing the sum by the total principal value of the portfolio. The stated maturity date of mortgage backed or callable securities are used in this statement. However the actual maturity of these securities could vary depending on the level or prepayments on the underlying mortgages or whether a callable security has or is still able to be called.

Monthly distribution yield represents the net change in the value of one share (normally \$1.00 per share) resulting from all dividends declared during the month by a fund expressed as a percentage of the value of one share at the beginning of the month. This resulting net change is then annualized by multiplying it by 365 and dividing it by the number of calendar days in the month.

YTM at Cost The yield to maturity at cost is the expected rate of return, based on the original cost, the annual interest receipts, maturity value and the time period from purchase date to maturity, stated as a percentage, on an annualized basis.

YTM at Market The yield to maturity at market is the rate of return, based on the current market value, the annual interest receipts, maturity value and the time period remaining until maturity, stated as a percentage, on an annualized basis.

Managed Account A portfolio of investments managed discretely by PFM according to the client's specific investment policy and requirements. The investments are directly owned by the client and held by the client's custodian.

Unsettled Trade A trade which has been executed however the final consummation of the security transaction and payment has not yet taken place.

Please review the detail pages of this statement carefully. If you think your statement is wrong, missing account information, or if you need more information about a transaction, please contact PFM within 60 days of receipt. If you have other concerns or questions regarding your account you should contact a member of your client management team or PFM Service Operations at the address below.

PFM Asset Management LLC
Attn: Service Operations
213 Market Street
Harrisburg, PA 17101



SAN BERNARDINO COUNTY

Consolidated Summary Statement

Account Statement
For the Month Ending **October 31, 2018**

Portfolio Summary

Portfolio Holdings	Cash Dividends and Income	Closing Market Value
PFM Managed Account	11,926,295.28	6,193,189,160.21
Cash Balance	0.00	253,122,574.04
Total	\$11,926,295.28	\$6,446,311,734.25

Investment Allocation

Investment Type	Closing Market Value	Percent
Bank Note	63,969,135.00	0.99
Certificate of Deposit	955,257,791.45	14.82
Commercial Paper	796,049,650.00	12.35
Corporate Note	123,211,084.00	1.91
Federal Agency Bond / Note	1,706,479,470.01	26.48
Federally Insured Cash Account	35,000,000.00	0.54
Joint Powers Authority	200,000,000.00	3.10
Money Market Mutual Fund	2,000,000.00	0.03
NOW Account	225,000,000.00	3.49
Supra-National Agency Bond / Note	636,563,485.00	9.87
Supra-National Discount Note	74,708,319.75	1.16
U.S. Treasury Bond / Note	1,374,950,225.00	21.33
Cash Balance	253,122,574.04	3.93
Total	\$6,446,311,734.25	100.00%



SAN BERNARDINO COUNTY

Consolidated Summary Statement

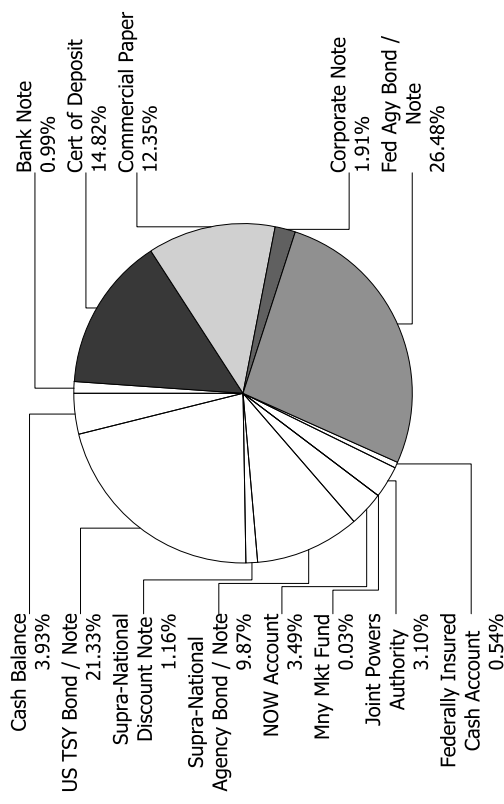
Account Statement
For the Month Ending **October 31, 2018**

Maturity Distribution (Fixed Income Holdings)

Portfolio Holdings	Closing Market Value	Percent
Under 30 days	1,382,945,910.14	21.45
31 to 60 days	174,582,547.00	2.71
61 to 90 days	384,700,550.60	5.97
91 to 180 days	648,059,211.50	10.05
181 days to 1 year	1,477,996,196.01	22.93
1 to 2 years	1,487,815,195.00	23.08
2 to 3 years	700,785,339.00	10.87
3 to 4 years	165,457,060.00	2.57
4 to 5 years	23,969,725.00	0.37
Over 5 years	0.00	0.00
Total	\$6,446,311,734.25	100.00%

Weighted Average Days to Maturity 339

Sector Allocation





Managed Account Summary Statement

For the Month Ending **October 31, 2018**

SAN BERNARDINO COUNTY - 76990800

Transaction Summary - Managed Account

Opening Market Value

Maturities/Calls	\$6,123,457,291.98
Principal Dispositions	(3,040,000,000.00)
Principal Acquisitions	0.00
Unsettled Trades	3,044,181,063.32
Change in Current Value	64,782,990.00
	767,814.91
Closing Market Value	\$6,193,189,160.21

Earnings Reconciliation (Cash Basis) - Managed Account

Interest/Dividends/Coupons Received	10,392,034.98
Less Purchased Interest Related to Interest/Coupons	0.00
Plus Net Realized Gains/Losses	1,534,260.30
Total Cash Basis Earnings	\$11,926,295.28

Earnings Reconciliation (Accrual Basis)

	Total
Ending Amortized Value of Securities	6,236,487,271.49
Ending Accrued Interest	18,647,093.61
Plus Proceeds from Sales	0.00
Plus Proceeds of Maturities/Calls/Principal Payments	3,040,574,250.00
Plus Coupons/Dividends Received	9,817,784.98
Less Cost of New Purchases	(3,109,002,094.99)
Less Beginning Amortized Value of Securities	(6,165,983,700.63)
Less Beginning Accrued Interest	(20,666,124.20)

Total Accrual Basis Earnings

\$9,874,480.26

Cash Transactions Summary - Managed Account

Maturities/Calls	3,040,574,250.00
Sale Proceeds	0.00
Coupon/Interest/Dividend Income	9,817,784.98
Principal Payments	0.00
Security Purchases	(3,118,745,125.82)
Net Cash Contribution	68,353,090.84
Reconciling Transactions	0.00

Cash Balance

Closing Cash Balance

\$0.00

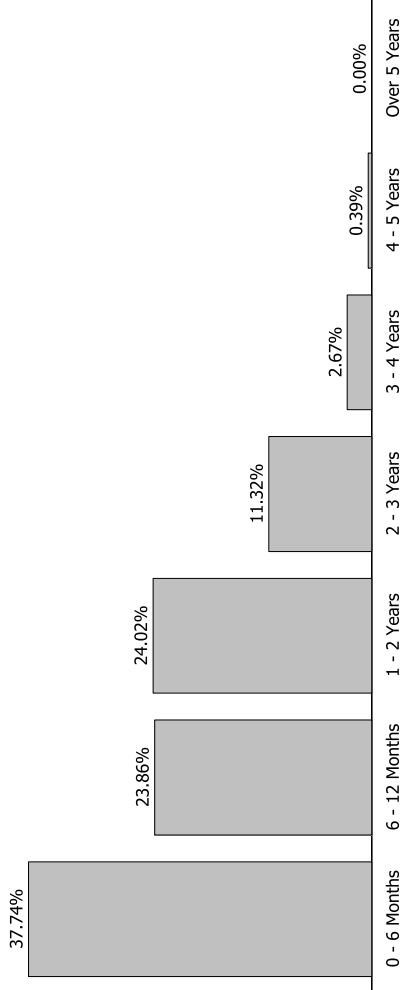


Portfolio Summary and Statistics

For the Month Ending **October 31, 2018**

SAN BERNARDINO COUNTY - 76990800

Maturity Distribution



Characteristics

Yield to Maturity at Cost	2.01%
Yield to Maturity at Market	2.64%
Duration to Worst	0.93
Weighted Average Days to Maturity	353



Managed Account Issuer Summary

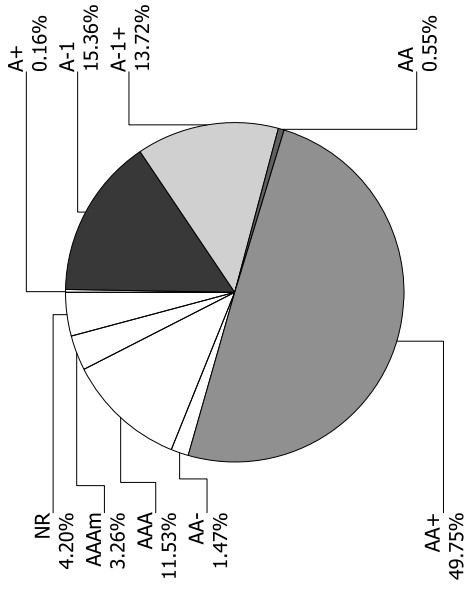
For the Month Ending October 31, 2018

SAN BERNARDINO COUNTY - 76990800

Issuer Summary

Issuer	Market Value of Holdings	Percent
3M COMPANY	1,994,012.00	0.03
AMERICAN HONDA FINANCE	109,784,260.00	1.77
BANK OF AMERICA CO	124,920,713.25	2.02
BANK OF MONTREAL	99,948,347.00	1.61
BANK OF NOVA SCOTIA	49,991,000.00	0.81
BANK OF THE WEST	225,000,000.00	3.63
BNP PARIBAS	267,961,070.00	4.33
CAMP	200,000,000.00	3.23
COMMONWEALTH BANK OF AUSTRALIA	99,943,343.50	1.61
CREDIT AGRICOLE SA	129,623,189.80	2.09
FANNIE MAE	419,931,820.00	6.78
FEDERAL FARM CREDIT BANKS	183,182,665.00	2.96
FEDERAL HOME LOAN BANKS	754,318,365.00	12.17
FEDERATED GOVT OBLIGATIONS FUNDS	1,000,000.00	0.02
FIDELITY TREASURY MF	1,000,000.00	0.02
FREDDIE MAC	349,046,620.01	5.64
INTER-AMERICAN DEVELOPMENT BANK	272,027,800.00	4.39
INTERNATIONAL FINANCE CORPORATION	24,588,525.00	0.40
INTL BANK OF RECONSTRUCTION AND DEV	414,655,479.75	6.70
JOHNSON & JOHNSON	2,933,457.00	0.05
JP MORGAN CHASE & CO	59,436,160.00	0.96
MICROSOFT CORP	74,376,550.00	1.20
MITSUBISHI UFJ FINANCIAL GROUP INC	119,898,995.00	1.94
NORDEA BANK AB	74,972,426.50	1.21
ROYAL BANK OF CANADA	125,034,200.00	2.02
STONECASTLE FICA	35,000,000.00	0.57
SVENSKA HANDELSBANKEN AB	70,674,586.60	1.14
TORONTO-DOMINION BANK	129,908,771.30	2.10
TOYOTA MOTOR CORP	149,349,125.00	2.41
UNITED STATES TREASURY	1,374,950,225.00	22.19
US BANCORP	113,894,048.50	1.84
WAL-MART STORES INC	33,903,905.00	0.55

Credit Quality (S&P Ratings)





For the Month Ending **October 31, 2018**

Managed Account Issuer Summary

SAN BERNARDINO COUNTY - 76990800

Issuer	Market Value of Holdings	Percent
WESTPAC BANKING CORP	99,939,500.00	1.61
Total	\$6,193,189,160.21	100.00%



Managed Account Detail of Securities Held

For the Month Ending **October 31, 2018**

SAN BERNARDINO COUNTY - 76990800

Security Type / Description	Dated Date / Coupon / Maturity	CUSIP	S&P Rating	Moody's Rating	Trade Date	Settle Date	Original Cost	YTM at Cost	Accrued Interest	Amortized Cost	Market Value
U.S. Treasury Bond / Note											
US TREASURY NOTES	DTD 02/29/2012 1.375% 02/28/2019	912828SH4	AA+	Aaa	11/18/15	11/19/15	25,046,875.00	1.32	58,874.31	25,004,798.00	24,916,025.00
US TREASURY NOTES	DTD 02/28/2014 1.500% 02/28/2019	912828C24	AA+	Aaa	10/27/16	10/28/16	50,607,421.88	0.97	128,453.04	50,086,132.50	49,851,550.00
US TREASURY NOTES	DTD 03/31/2014 1.625% 03/31/2019	912828C65	AA+	Aaa	11/12/15	11/13/15	25,210,937.50	1.37	35,714.29	25,026,242.50	24,913,075.00
US TREASURY NOTES	DTD 04/15/2016 0.875% 04/15/2019	912828Q52	AA+	Aaa	09/26/17	09/27/17	24,797,851.56	1.40	10,216.35	24,940,425.75	24,824,225.00
US TREASURY NOTES	DTD 05/31/2017 1.250% 05/31/2019	912828X54	AA+	Aaa	06/14/17	06/15/17	24,977,539.06	1.30	131,489.07	24,993,313.25	24,813,475.00
US TREASURY NOTES	DTD 05/31/2017 1.250% 05/31/2019	912828X54	AA+	Aaa	09/26/17	09/27/17	24,934,670.31	1.41	131,489.07	24,977,285.00	24,813,475.00
US TREASURY NOTES	DTD 05/31/2012 1.125% 05/31/2019	912828SX9	AA+	Aaa	03/28/17	03/29/17	49,800,781.25	1.31	236,680.33	49,946,420.00	49,591,800.00
US TREASURY NOTES	DTD 06/15/2016 0.875% 06/15/2019	912828R85	AA+	Aaa	12/20/16	12/21/16	24,660,156.25	1.43	83,077.19	24,914,044.50	24,740,225.00
US TREASURY NOTES	DTD 07/02/2012 1.000% 06/30/2019	912828TC4	AA+	Aaa	03/28/17	03/29/17	49,630,859.38	1.33	168,478.26	49,890,523.50	49,484,400.00
US TREASURY NOTES	DTD 06/30/2014 1.625% 06/30/2019	912828WS5	AA+	Aaa	06/29/17	06/30/17	50,244,140.63	1.38	273,777.17	50,081,635.00	49,683,600.00
US TREASURY NOTES	DTD 06/30/2014 1.625% 06/30/2019	912828WS5	AA+	Aaa	07/03/17	07/05/17	50,210,937.50	1.41	273,777.17	50,071,035.50	49,683,600.00
US TREASURY N/B NOTES	DTD 06/30/2017 1.250% 06/30/2019	912828XV7	AA+	Aaa	12/15/17	12/18/17	49,570,312.50	1.82	210,597.83	49,813,148.50	49,560,550.00
US TREASURY NOTES	DTD 09/15/2016 0.875% 09/15/2019	9128282G4	AA+	Aaa	09/20/17	09/21/17	24,721,679.69	1.45	28,401.24	24,876,970.00	24,612,300.00
US TREASURY NOTES	DTD 10/31/2014 1.500% 10/31/2019	912828F62	AA+	Aaa	12/20/16	12/21/16	24,968,750.00	1.54	1,035.91	24,988,995.50	24,698,250.00



Managed Account Detail of Securities Held

For the Month Ending **October 31, 2018**

SAN BERNARDINO COUNTY - 76990800

Security Type/Description	Dated Date/Coupon/Maturity	CUSIP	S&P Rating	Moody's Rating	Trade Date	Settle Date	Original Cost	YTM at Cost	Accrued Interest	Amortized Cost	Market Value
U.S. Treasury Bond / Note											
US TREASURY NOTES	DTD 10/31/2014 1.500% 10/31/2019	912828F62	AA+	Aaa	11/16/17	11/17/17	24,899,414.06	1.71	1,035.91	24,948,257.50	24,698,250.00
US TREASURY NOTES	DTD 11/30/2012 1.000% 11/30/2019	912828UB4	AA+	Aaa	11/10/16	11/14/16	24,900,390.63	1.13	105,191.26	24,964,304.25	24,541,025.00
US TREASURY N/B	DTD 12/15/2016 1.375% 12/15/2019	912828U73	AA+	Aaa	09/26/17	09/27/17	24,948,242.19	1.47	130,549.86	24,973,710.50	24,619,150.00
US TREASURY N/B NOTES	DTD 01/17/2017 1.375% 01/15/2020	912828V31	AA+	Aaa	01/12/18	01/16/18	49,376,953.13	2.01	203,634.51	49,621,679.50	49,173,850.00
US TREASURY NOTES	DTD 02/15/2017 1.375% 02/15/2020	912828W22	AA+	Aaa	01/12/18	01/16/18	49,337,890.63	2.03	145,720.11	49,587,356.50	49,101,550.00
US TREASURY NOTES	DTD 03/02/2015 1.375% 02/29/2020	912828J50	AA+	Aaa	02/01/17	02/02/17	24,858,398.44	1.56	58,874.31	24,937,973.25	24,533,200.00
US TREASURY NOTES	DTD 04/30/2015 1.375% 04/30/2020	912828K58	AA+	Aaa	01/06/17	01/09/17	49,675,781.25	1.58	1,899.17	49,851,254.50	48,935,550.00
US TREASURY NOTES	DTD 04/30/2013 1.125% 04/30/2020	912828VA5	AA+	Aaa	01/31/18	02/01/18	48,820,312.50	2.21	1,553.87	49,206,408.50	48,751,950.00
US TREASURY NOTES	DTD 05/31/2013 1.375% 05/31/2020	912828VF4	AA+	Aaa	03/28/18	03/29/18	49,009,765.63	2.31	289,275.96	49,275,971.50	48,863,300.00
US TREASURY NOTES	DTD 06/01/2015 1.500% 05/31/2020	912828XE5	AA+	Aaa	04/25/18	04/26/18	48,966,796.88	2.52	315,573.77	49,217,055.50	48,964,850.00
US TREASURY NOTES	DTD 07/01/2013 1.875% 06/30/2020	912828VJ6	AA+	Aaa	03/28/18	03/29/18	49,511,718.75	2.32	315,896.74	49,638,382.00	49,199,200.00
US TREASURY NOTES	DTD 07/01/2013 1.875% 06/30/2020	912828VJ6	AA+	Aaa	04/25/18	04/26/18	49,298,828.13	2.54	315,896.74	49,462,265.00	49,199,200.00
US TREASURY NOTES	DTD 07/31/2013 2.000% 07/31/2020	912828VP2	AA+	Aaa	04/25/18	04/26/18	49,404,296.88	2.54	252,717.39	49,538,321.00	49,261,700.00
US TREASURY NOTES	DTD 08/16/2010 2.625% 08/15/2020	912828NT3	AA+	Aaa	12/20/16	12/21/16	25,721,679.69	1.80	139,096.47	25,359,285.50	24,889,650.00



Managed Account Detail of Securities Held

For the Month Ending **October 31, 2018**

SAN BERNARDINO COUNTY - 76990800

Security Type/Description Dated Date/Coupon/Maturity	CUSIP	S&P Rating	Moody's Rating	Trade Date	Settle Date	Original Cost	YTM at Cost	Accrued Interest	Amortized Cost	Market Value
U.S. Treasury Bond / Note										
US TREASURY NOTES DTD 10/31/2013 1.750% 10/31/2020	912828WVC0	AA+	Aaa	10/25/17	10/26/17	49,996,093.75	1.75	2,417.13	49,997,422.00	48,906,250.00
US TREASURY NOTES DTD 11/30/2015 1.625% 11/30/2020	912828M98	AA+	Aaa	12/20/16	12/21/16	24,755,859.38	1.88	170,935.79	24,869,061.25	24,363,275.00
US TREASURY N/B DTD 02/29/2016 1.125% 02/28/2021	912828P87	AA+	Aaa	11/29/17	11/30/17	24,374,023.44	1.92	48,169.89	24,547,568.25	24,005,850.00
US TREASURY NOTES DTD 05/31/2016 1.375% 05/31/2021	912828R77	AA+	Aaa	12/20/16	12/21/16	24,334,960.94	2.00	144,637.98	24,606,821.25	24,045,900.00
US TREASURY NOTES DTD 06/02/2014 2.000% 05/31/2021	912828WN6	AA+	Aaa	12/02/16	12/05/16	50,447,265.63	1.79	420,765.03	50,261,510.50	48,865,250.00
US TREASURY N/B DTD 09/30/2016 1.125% 09/30/2021	912828T34	AA+	Aaa	11/29/17	11/30/17	24,198,242.19	2.00	24,725.27	24,385,435.50	23,745,125.00
US TREASURY NOTES DTD 12/01/2014 1.875% 11/30/2021	912828G53	AA+	Aaa	12/20/16	12/21/16	24,734,375.00	2.10	197,233.61	24,831,394.00	24,221,675.00
US TREASURY NOTES DTD 02/02/2015 1.500% 01/31/2022	912828H86	AA+	Aaa	02/15/17	02/16/17	48,779,296.88	2.02	189,538.04	49,186,728.50	47,757,800.00
US TREASURY N/B NOTES DTD 02/28/2017 1.875% 02/28/2022	912828W55	AA+	Aaa	11/29/17	11/30/17	24,823,242.19	2.05	80,283.15	24,860,484.50	24,150,400.00
US TREASURY N/B NOTES DTD 11/02/2015 1.875% 10/31/2022	912828M49	AA+	Aaa	11/29/17	11/30/17	24,739,257.81	2.10	1,294.89	24,786,162.75	23,969,725.00
Security Type Sub-Total						1,389,295,998.51	1.80	5,328,978.08	1,392,525,783.00	1,374,950,225.00
Supra-National Discount Note										
INTL BANK OF RECON AND DEV DISC NOTE -- 0.000% 01/02/2019	459052AB2	A-1+	P-1	09/27/18	10/01/18	24,854,687.50	2.26	0.00	24,903,125.00	24,902,773.25
INTL BANK OF RECON AND DEV DISC NOTE -- 0.000% 01/02/2019	459052AB2	A-1+	P-1	09/28/18	10/01/18	49,709,375.00	2.26	0.00	49,806,250.00	49,805,546.50
Security Type Sub-Total						74,564,062.50	2.26	0.00	74,709,375.00	74,708,319.75



Managed Account Detail of Securities Held

For the Month Ending **October 31, 2018**

SAN BERNARDINO COUNTY - 76990800

Security Type/Description Dated Date/Coupon/Maturity	CUSIP	Par	S&P Rating	Moody's Rating	Trade Date	Settle Date	Original Cost	YTM at Cost	Accrued Interest	Amortized Cost	Market Value	
Supra-National Agency Bond / Note												
INTL BK OF REC & DEV NOTE (EX-CALLABLE) DTD 04/26/2016 1.250% 04/26/2019	459058FC2	25,000,000.00	AAA	Aaa	04/21/16	04/26/16	24,947,500.00	1.32	4,340.28	24,991,352.25	24,834,675.00	
INTER-AMERICAN DEVELOPMENT BANK DTD 04/12/2016 1.000% 05/13/2019	458182DX7	25,000,000.00	AAA	Aaa	05/24/16	05/27/16	24,842,875.00	1.22	116,666.67	24,971,291.50	24,776,900.00	
INTER-AMERICAN DEVELOPMENT BANK DTD 04/12/2016 1.000% 05/13/2019	458182DX7	100,000,000.00	AAA	Aaa	04/05/16	04/12/16	99,700,000.00	1.10	466,666.67	99,947,401.00	99,107,600.00	
INTL BANK OF RECON AND DEV DTD 01/25/2016 1.430% 07/25/2019	45905UUV4	50,000,000.00	AAA	Aaa	01/13/16	01/25/16	50,000,000.00	1.43	190,666.67	50,000,000.00	49,450,000.00	
INTL BANK OF RECON AND DEV GLOBAL NOTES DTD 01/28/2016 1.250% 07/26/2019	459058EV1	25,000,000.00	AAA	Aaa	01/21/16	01/28/16	24,879,250.00	1.39	82,465.28	24,974,088.75	24,734,500.00	
INTL BANK OF RECON AND DEV SN NOTE DTD 07/13/2016 0.875% 08/15/2019	459058FK4	50,000,000.00	AAA	Aaa	07/08/16	07/13/16	49,907,500.00	0.94	92,361.11	49,976,111.00	49,268,250.00	
INTER-AMERICAN DEVELOPMENT BANK DTD 10/15/2015 1.250% 10/15/2019	4581XOCR7	25,000,000.00	AAA	Aaa	12/02/15	12/07/15	24,651,000.00	1.62	13,888.89	24,911,512.25	24,617,575.00	
INTER-AMERICAN DEVELOPMENT BANK DTD 10/15/2015 1.250% 10/15/2019	4581XOCR7	25,000,000.00	AAA	Aaa	03/16/16	03/21/16	24,746,000.00	1.54	13,888.89	24,930,608.50	24,617,575.00	
INTL BANK OF RECON AND DEV GLOBAL NOTES DTD 10/27/2016 1.125% 11/27/2019	459058FS7	50,000,000.00	AAA	Aaa	10/20/16	10/27/16	49,894,500.00	1.20	240,625.00	49,962,837.50	49,088,450.00	
INTL BANK OF RECON AND DEV GLOBAL NOTES DTD 03/30/2016 1.375% 03/30/2020	459058FA6	25,000,000.00	AAA	Aaa	03/23/16	03/30/16	24,923,500.00	1.45	29,600.69	24,972,456.50	24,474,000.00	
INTL BK RECON & DEVELOP NOTES DTD 03/21/2017 1.875% 04/21/2020	459058FZ1	25,000,000.00	AAA	Aaa	03/14/17	03/21/17	24,978,250.00	1.90	13,020.83	24,989,382.50	24,628,025.00	
INTER-AMERICAN DEVEL BK NOTE DTD 04/12/2017 1.625% 05/12/2020	4581XOCX4	25,000,000.00	AAA	Aaa	04/05/17	04/12/17	24,940,750.00	1.70	190,711.81	24,970,143.25	24,515,850.00	



Managed Account Detail of Securities Held

For the Month Ending **October 31, 2018**

SAN BERNARDINO COUNTY - 76990800

Security Type/Description	S&P Rating	Moody's Rating	Trade Date	Settle Date	Original Cost	YTM at Cost	Accrued Interest	Amortized Cost	Market Value		
Dated Date/Coupon/Maturity	CUSIP	Par	Rating	Rating	Date	Cost	at Cost	Interest	Value		
Supra-National Agency Bond / Note											
INTL BANK OF RECON AND DEV GLOBAL NOTES	459058GA5	25,000,000.00	AAA	Aaa	08/22/17	08/29/17	24,994,750.00	1.63	64,322.92	24,996,748.50	24,406,100.00
DTD 08/29/2017 1.625% 09/04/2020											
INTERNATIONAL FINANCE CORPORATION	459050KCM0	25,000,000.00	AAA	Aaa	01/18/18	01/25/18	24,926,500.00	2.35	150,000.00	24,944,813.25	24,588,525.00
NOTE											
DTD 01/25/2018 2.250% 01/25/2021											
INTER-AMERICAN DEVELOPMENT BANK	4581X0DB1	50,000,000.00	AAA	Aaa	04/12/18	04/19/18	49,890,000.00	2.70	43,750.00	49,908,921.50	49,524,500.00
NOTE											
DTD 04/19/2018 2.625% 04/19/2021											
INTL BANK OF RECONSTRUCTION AND DEV	459058GH0	50,000,000.00	AAA	Aaa	07/18/18	07/25/18	49,883,000.00	2.83	366,666.67	49,893,032.50	49,615,200.00
NOTE											
DTD 07/25/2018 2.750% 07/23/2021											
INTL BANK OF RECON AND DEV GLOBAL	459058GF4	20,000,000.00	AAA	Aaa	12/12/17	12/13/17	19,955,000.00	2.18	162,916.67	19,964,609.20	19,447,960.00
NOTE											
DTD 12/13/2017 2.125% 12/13/2021											
INTER-AMERICAN DEVELOPMENT BANK	4581X0DD7	25,000,000.00	AAA	Aaa	09/20/18	09/26/18	24,944,000.00	3.06	72,916.67	24,945,290.00	24,867,800.00
NOTE											
DTD 09/26/2018 3.000% 09/26/2022											
Security Type Sub-Total		645,000,000.00			643,004,375.00	1.69	2,315,475.72	644,250,599.95	636,563,485.00		
NOW Account											
BANK OF THE WEST MONEY MARKET FUND	BKOFWEST7	2,000.00	NR	NR	12/11/17	12/11/17	2,000.00	2.26	0.00	2,000.00	2,000.00
BANK OF THE WEST MONEY MARKET FUND	BKOFWEST7	14,998,000.00	NR	NR	11/21/16	11/21/16	14,998,000.00	2.26	0.00	14,998,000.00	14,998,000.00
BANK OF THE WEST MONEY MARKET FUND	BKOFWEST7	20,000,000.00	NR	NR	09/22/17	09/22/17	20,000,000.00	2.26	0.00	20,000,000.00	20,000,000.00
BANK OF THE WEST MONEY MARKET FUND	BKOFWEST7	25,000,000.00	NR	NR	07/24/18	07/24/18	25,000,000.00	2.26	0.00	25,000,000.00	25,000,000.00
BANK OF THE WEST MONEY MARKET FUND	BKOFWEST7	35,000,000.00	NR	NR	12/08/16	12/08/16	35,000,000.00	2.26	0.00	35,000,000.00	35,000,000.00
BANK OF THE WEST MONEY MARKET FUND	BKOFWEST7	50,000,000.00	NR	NR	11/28/16	11/28/16	50,000,000.00	2.26	0.00	50,000,000.00	50,000,000.00
BANK OF THE WEST MONEY MARKET FUND	BKOFWEST7	80,000,000.00	NR	NR	05/30/17	05/30/17	80,000,000.00	2.26	0.00	80,000,000.00	80,000,000.00



Managed Account Detail of Securities Held

For the Month Ending **October 31, 2018**

SAN BERNARDINO COUNTY - 76990800											
Security Type/Description	CUSIP	S&P Rating	Moody's Rating	Trade Date	Settle Date	Original Cost	YTM at Cost	Accrued Interest	Amortized Cost	Market Value	
Dated Date/Coupon/Maturity		Par		Date	Date	Cost		Interest	Cost	Value	
Money Market Mutual Fund											
Security Type Sub-Total											
225,000,000.00											
Joint Powers Authority											
Security Type Sub-Total											
2,000,000.00											
Federally Insured Cash Account											
Security Type Sub-Total											
200,000,000.00											
Security Type Sub-Total											
225,000,000.00											
Security Type Sub-Total											
2,000,000.00											
Security Type Sub-Total											
200,000,000.00											
Security Type Sub-Total											
35,000,000.00											
Security Type Sub-Total											
35,000,000.00											



Managed Account Detail of Securities Held

For the Month Ending **October 31, 2018**

SAN BERNARDINO COUNTY - 76990800

Security Type/Description	Dated Date/Coupon/Maturity	CUSIP	S&P Rating	Moody's Rating	Trade Date	Settle Date	Original Cost	YTM at Cost	Accrued Interest	Amortized Cost	Market Value
Federal Agency Bond / Note											
FHLB NOTES	DTD 12/08/2016 1.250% 01/16/2019	3130AAE46	AA+	Aaa	12/07/16	12/08/16	49,998,000.00	1.25	182,291.67	49,999,784.00	49,881,800.00
FNMA BENCHMARK NOTE	DTD 02/23/2016 1.000% 02/26/2019	3135G0J53	AA+	Aaa	02/18/16	02/23/16	24,941,000.00	1.08	45,138.89	24,993,649.50	24,884,975.00
FHLMC NOTES (EX-CALLABLE)	DTD 02/28/2017 1.375% 02/28/2019	3134GA6H2	AA+	Aaa	02/16/17	02/28/17	25,000,000.00	1.38	60,156.25	25,000,000.00	24,919,950.00
FEDERAL HOME LOAN BANK NOTES	DTD 02/06/2012 1.500% 03/08/2019	3133782M2	AA+	Aaa	03/01/17	03/02/17	25,051,750.00	1.40	55,208.33	25,009,152.00	24,919,150.00
FEDERAL HOME LOAN BANK NOTES	DTD 02/06/2012 1.500% 03/08/2019	3133782M2	AA+	Aaa	03/29/17	03/30/17	25,052,500.00	1.39	55,208.33	25,009,660.50	24,919,150.00
FHLB NOTES	DTD 03/10/2017 1.375% 03/18/2019	3130AAXX1	AA+	Aaa	03/09/17	03/10/17	74,826,000.00	1.49	123,177.08	74,966,868.75	74,699,250.00
FREDDIE MAC NOTES	DTD 03/21/2016 1.125% 04/15/2019	3137EADZ9	AA+	Aaa	03/17/16	03/21/16	24,991,750.00	1.14	12,500.00	24,998,749.75	24,840,050.00
FFCB BONDS	DTD 04/17/2017 1.320% 04/17/2019	3133EHFK4	AA+	Aaa	04/06/17	04/17/17	24,978,250.00	1.36	12,833.33	24,994,934.25	24,872,475.00
FANNIE MAE FLOATING NOTES	DTD 10/30/2018 2.260% 04/30/2019	3135G0U50	AA+	Aaa	10/25/18	10/30/18	10,000,000.00	2.22	1,233.33	10,000,000.00	9,998,510.00
FEDERAL HOME LOAN BANK AGENCY NOTES	DTD 05/12/2017 1.375% 05/28/2019	3130ABF92	AA+	Aaa	05/11/17	05/12/17	44,914,950.00	1.47	262,968.75	44,975,805.75	44,696,520.00
FHLB GLOBAL NOTE	DTD 06/03/2016 1.125% 06/21/2019	3130A8DB6	AA+	Aaa	06/02/16	06/03/16	49,979,000.00	1.14	203,125.00	49,995,527.50	49,534,050.00
FFCB BONDS	DTD 07/24/2017 1.400% 07/24/2019	3133EHSC8	AA+	Aaa	07/17/17	07/24/17	24,981,750.00	1.44	94,305.56	24,993,277.00	24,782,150.00
FREDDIE MAC GLOBAL NOTES	DTD 07/30/2012 1.250% 08/01/2019	3137EADK2	AA+	Aaa	08/07/15	08/10/15	23,123,989.46	1.50	72,959.38	23,303,935.06	23,102,160.01
FREDDIE MAC NOTES	DTD 07/19/2017 1.375% 08/15/2019	3137EAEH8	AA+	Aaa	09/26/17	09/27/17	9,978,400.00	1.49	29,027.78	9,990,903.10	9,898,900.00



Managed Account Detail of Securities Held

For the Month Ending **October 31, 2018**

SAN BERNARDINO COUNTY - 76990800

Security Type/Description	Dated Date/Coupon/Maturity	CUSIP	S&P Rating	Moody's Rating	Trade Date	Settle Date	Original Cost	YTM at Cost	Accrued Interest	Amortized Cost	Market Value
Federal Agency Bond / Note											
FREDDIE MAC NOTES	DTD 07/19/2017 1.375% 08/15/2019	3137EAEH8	AA+	Aaa	07/18/17	07/19/17	74,889,750.00	1.45	217,708.33	74,957,574.75	74,241,750.00
FNMA NOTES	DTD 09/02/2016 1.000% 08/28/2019	3135G0P49	AA+	Aaa	08/31/16	09/02/16	49,922,000.00	1.05	87,500.00	49,978,229.00	49,320,550.00
FREDDIE MAC GLOBAL NOTES	DTD 10/02/2012 1.250% 10/02/2019	3137EADM8	AA+	Aaa	09/26/17	09/27/17	9,949,000.00	1.51	10,069.44	9,976,533.70	9,864,470.00
FEDERAL HOME LOAN BANK NOTES	DTD 10/13/2017 1.500% 10/21/2019	3130ACM92	AA+	Aaa	10/12/17	10/13/17	49,911,500.00	1.59	20,833.33	49,957,072.50	49,393,950.00
FANNIE MAE GLOBAL NOTES	DTD 10/25/2016 1.000% 10/24/2019	3135G0R39	AA+	Aaa	10/21/16	10/25/16	24,933,000.00	1.09	4,861.11	24,977,840.25	24,576,625.00
FHLB NOTES	DTD 11/17/2016 1.375% 11/15/2019	3130AA3R7	AA+	Aaa	11/16/16	11/17/16	34,991,950.00	1.38	221,909.72	34,997,166.75	34,504,330.00
FEDERAL FARM CREDIT BANKS FLOATING NOTE	DTD 03/19/2018 2.222% 11/19/2019	3133EIGR4	AA+	Aaa	03/09/18	03/19/18	10,000,000.00	1.72	8,023.89	10,000,000.00	9,996,340.00
FFCB NOTES	DTD 12/12/2017 1.875% 12/12/2019	3133EH2S1	AA+	Aaa	12/05/17	12/12/17	49,950,685.50	1.93	361,979.17	49,972,312.00	49,532,050.00
FHLB NOTES	DTD 12/30/2013 2.375% 12/13/2019	3130A0JR2	AA+	Aaa	11/16/17	11/17/17	25,295,700.00	1.79	227,604.17	25,160,733.75	24,884,925.00
FREDDIE MAC NOTES	DTD 01/17/2017 1.500% 01/17/2020	3137EAEES	AA+	Aaa	01/12/17	01/17/17	24,973,000.00	1.54	108,333.33	24,988,954.75	24,619,150.00
FNMA NOTES	DTD 01/12/2015 1.625% 01/21/2020	3135G0A78	AA+	Aaa	12/02/15	12/03/15	25,004,100.00	1.62	112,847.22	25,001,289.00	24,654,150.00
FHLB NOTES	DTD 02/09/2018 2.125% 02/11/2020	3130ADN32	AA+	Aaa	02/08/18	02/09/18	74,862,750.00	2.22	354,166.67	74,911,869.75	74,344,950.00
FNMA NOTES	DTD 02/28/2017 1.500% 02/28/2020	3135G0T29	AA+	Aaa	02/24/17	02/28/17	39,974,400.00	1.52	105,000.00	39,988,553.20	39,320,560.00
FEDERAL HOME LOAN BANKS NOTES	DTD 03/16/2018 2.375% 03/30/2020	3130ADUJ9	AA+	Aaa	03/15/18	03/16/18	29,994,600.00	2.38	61,354.17	29,996,351.10	29,811,990.00



Managed Account Detail of Securities Held

For the Month Ending **October 31, 2018**

SAN BERNARDINO COUNTY - 76990800

Security Type/Description	Dated Date/Coupon/Maturity	CUSIP	S&P Rating	Moody's Rating	Trade Date	Settle Date	Original Cost	YTM at Cost	Accrued Interest	Amortized Cost	Market Value
Federal Agency Bond / Note											
FHLMC AGENCY NOTES	DTD 04/20/2017 1.375% 04/20/2020	3137EAEF2	AA+	Aaa	04/19/17	04/20/17	24,914,500.00	1.49	10,503.47	24,957,647.50	24,484,350.00
FHLMC NOTES	DTD 04/19/2018 2.500% 04/23/2020	3137EAEF7	AA+	Aaa	04/18/18	04/19/18	34,992,300.00	2.51	19,444.44	34,994,350.30	34,810,790.00
FFCB BONDS	DTD 05/08/2017 1.550% 05/08/2020	3133EHJA2	AA+	Aaa	05/02/17	05/08/17	24,986,275.00	1.57	186,215.28	24,992,968.50	24,515,700.00
FEDERAL HOME LOAN BANKS NOTES	DTD 05/21/2018 2.625% 05/28/2020	3130AECJ7	AA+	Aaa	05/18/18	05/21/18	49,982,000.00	2.64	583,333.33	49,985,994.00	49,826,450.00
FNMA NOTES	DTD 08/01/2017 1.500% 07/30/2020	3135GOT60	AA+	Aaa	07/28/17	08/01/17	74,772,750.00	1.60	284,375.00	74,866,234.50	73,268,100.00
FHLB NOTES	DTD 03/14/2018 2.400% 09/14/2020	3130ADT93	AA+	Aaa	03/08/18	03/14/18	9,993,783.00	2.43	31,333.33	9,995,317.30	9,907,150.00
FHLB NOTES	DTD 09/08/2017 1.375% 09/28/2020	3130ACE26	AA+	Aaa	09/07/17	09/08/17	39,871,600.00	1.48	50,416.67	39,919,078.40	38,869,600.00
FEDERAL HOME LOAN BANKS NOTES	DTD 09/07/2018 2.625% 10/01/2020	3130AEWA4	AA+	Aaa	09/06/18	09/07/18	74,838,750.00	2.73	164,062.50	74,849,472.75	74,584,125.00
FANNIE MAE NOTES	DTD 11/01/2018 2.875% 10/30/2020	3135G0U84	AA+	Aaa	10/30/18	11/01/18	49,971,000.00	2.91	0.00	49,971,000.00	49,922,000.00
FHLMC NOTES	DTD 11/15/2017 1.875% 11/17/2020	3137EAEK1	AA+	Aaa	11/14/17	11/15/17	49,952,000.00	1.91	427,083.33	49,967,038.50	48,936,550.00
FHLB CALLABLE NOTES	DTD 01/29/2018 2.250% 01/29/2021	3130ADFV9	AA+	Aaa	01/17/18	01/29/18	25,000,000.00	2.25	143,750.00	25,000,000.00	24,586,500.00
FREDDIE MAC NOTES	DTD 02/16/2018 2.375% 02/16/2021	3137EAEI9	AA+	Aaa	02/15/18	02/16/18	49,868,000.00	2.47	247,395.83	49,898,329.00	49,328,500.00
FEDERAL FARM CREDIT BANKS NOTES	DTD 04/05/2018 2.540% 04/05/2021	3133EJJD2	AA+	Aaa	04/03/18	04/05/18	50,012,500.00	2.53	91,722.22	50,010,186.50	49,483,950.00
FANNIE MAE NOTES	DTD 04/13/2018 2.500% 04/13/2021	3135G0U27	AA+	Aaa	04/12/18	04/13/18	49,925,500.00	2.55	62,500.00	49,938,744.50	49,444,150.00



Managed Account Detail of Securities Held

For the Month Ending **October 31, 2018**

SAN BERNARDINO COUNTY - 76990800

Security Type / Description	Dated Date / Coupon / Maturity	CUSIP	S&P Rating	Moody's Rating	Trade Date	Settle Date	Original Cost	YTM at Cost	Accrued Interest	Amortized Cost	Market Value	
Federal Agency Bond / Note												
FANNIE MAE NOTES	DTD 06/25/2018 2.750% 06/22/2021	3135G0U35	AA+	Aaa	06/22/18	06/25/18	74,982,750.00	2.76	721,875.00	74,984,631.00	74,542,200.00	
FEDERAL HOME LOAN BANKS NOTES	DTD 10/12/2018 3.000% 10/12/2021	3130AF5B9	AA+	Aaa	10/11/18	10/12/18	49,967,500.00	3.02	79,166.67	49,968,050.50	49,943,050.00	
FEDERAL HOME LOAN BANK NOTES (CALLABLE)	DTD 10/26/2018 3.210% 10/26/2022	3130AFAJ6	AA+	Aaa	10/17/18	10/26/18	25,000,000.00	3.21	11,145.83	25,000,000.00	25,011,425.00	

Security Type Sub-Total **1,723,347,000.00** **1,721,500,982.96** **1.91** **6,226,647.13** **1,722,395,770.91** **1,706,479,470.01**

Corporate Note

MICROSOFT CORP NOTES	DTD 11/03/2015 1.300% 11/03/2018	594918BF0	AAA	Aaa	10/30/15	11/04/15	1,001,640.00	1.24	6,427.78	1,000,003.09	999,913.00
MICROSOFT CORP NOTES	DTD 11/03/2015 1.300% 11/03/2018	594918BF0	AAA	Aaa	10/30/15	11/04/15	1,001,670.00	1.24	6,427.78	1,000,003.14	999,913.00
MICROSOFT CORP NOTES	DTD 11/03/2015 1.300% 11/03/2018	594918BF0	AAA	Aaa	10/30/15	11/04/15	3,505,425.00	1.25	22,497.22	3,500,010.22	3,499,695.50
MICROSOFT CORP NOTES	DTD 11/03/2015 1.300% 11/03/2018	594918BF0	AAA	Aaa	10/30/15	11/04/15	4,506,750.00	1.25	28,925.00	4,500,012.69	4,499,608.50
MICROSOFT CORP NOTES	DTD 11/03/2015 1.300% 11/03/2018	594918BF0	AAA	Aaa	10/30/15	11/04/15	5,007,050.00	1.25	32,138.89	5,000,013.25	4,999,565.00
MICROSOFT CORP NOTES	DTD 11/03/2015 1.300% 11/03/2018	594918BF0	AAA	Aaa	10/30/15	11/04/15	5,007,750.00	1.25	32,138.89	5,000,014.60	4,999,565.00
MICROSOFT CORP NOTES	DTD 11/03/2015 1.300% 11/03/2018	594918BF0	AAA	Aaa	10/30/15	11/04/15	5,008,500.00	1.24	32,138.89	5,000,016.00	4,999,565.00
MICROSOFT CORP NOTES	DTD 08/08/2016 1.100% 08/08/2019	594918BN3	AAA	Aaa	10/30/18	11/01/18	14,811,990.00	2.76	38,041.67	14,811,990.00	14,815,080.00
MICROSOFT CORP NOTES	DTD 08/08/2016 1.100% 08/08/2019	594918BN3	AAA	Aaa	08/01/16	08/08/16	19,979,400.00	1.14	50,722.22	19,994,652.00	19,753,440.00



Managed Account Detail of Securities Held

For the Month Ending **October 31, 2018**

SAN BERNARDINO COUNTY - 76990800

Security Type/Description Dated Date/Coupon/Maturity	CUSIP	S&P Rating	Moody's Rating	Trade Date	Settle Date	Original Cost	YTM at Cost	Accrued Interest	Amortized Cost	Market Value
Corporate Note										
WAL-MART STORES INC CORP NOTE DTD 10/20/2017 1.750% 10/09/2019	931142DY6	AA	Aa2	10/11/17	10/20/17	6,999,860.00	1.75	7,486.11	6,999,925.38	6,925,625.00
MICROSOFT CORP NOTES DTD 02/06/2017 1.850% 02/06/2020	594918BV5	AAA	Aaa	01/30/17	02/06/17	14,989,950.00	1.87	65,520.83	14,995,699.35	14,810,205.00
JPMORGAN CHASE & CO CALLABLE FLT CORP DTD 02/13/2018 2.588% 02/13/2020	48125LRM6	A+	Aa2	02/08/18	02/13/18	10,000,000.00	2.10	57,511.11	10,000,000.00	10,003,160.00
WAL-MART STORES INC CORP NOTES DTD 06/27/2018 2.850% 06/23/2020	93114ZEG4	AA	Aa2	06/20/18	06/27/18	9,996,900.00	2.87	98,166.67	9,997,413.80	9,985,080.00
JOHNSON & JOHNSON CORP NOTE DTD 11/10/2017 1.950% 11/10/2020	478160CH5	AAA	Aaa	11/08/17	11/10/17	2,996,790.00	1.99	27,787.50	2,997,812.55	2,933,457.00
WAL-MART STORES INC CORP NOTES DTD 06/27/2018 3.125% 06/23/2021	93114ZEJ8	AA	Aa2	06/20/18	06/27/18	6,999,650.00	3.13	75,347.22	6,999,678.00	6,997,200.00
WAL-MART STORES INC CORP NOTES DTD 06/27/2018 3.125% 06/23/2021	93114ZEJ8	AA	Aa2	06/21/18	06/27/18	10,011,800.00	3.08	107,638.89	10,010,476.40	9,996,000.00
3M COMPANY DTD 09/14/2018 3.000% 09/14/2021	88579YBA8	AA-	A1	09/11/18	09/14/18	1,995,900.00	3.07	7,833.33	1,996,071.70	1,994,012.00
Security Type Sub-Total						123,821,025.00	2.02	696,750.00	123,803,792.17	123,211,084.00
Commercial Paper										
TOYOTA MOTOR CREDIT CORP COMM PAPER DTD 04/05/2018 0.000% 11/01/2018	89233HL10	A-1+	P-1	06/27/18	06/29/18	49,597,222.22	2.34	0.00	50,000,000.00	49,997,100.00
BNP PARIBAS NY BRANCH COMM PAPER DTD 04/20/2018 0.000% 11/01/2018	09659CL14	A-1	P-1	10/31/18	10/31/18	242,985,352.50	2.17	0.00	243,000,000.00	242,985,420.00
MUFG BANK LTD/NY COMM PAPER DTD 05/04/2018 0.000% 11/02/2018	62479ML27	A-1	P-1	10/01/18	10/01/18	34,930,311.11	2.24	0.00	34,997,822.30	34,995,765.00
AMERICAN HONDA FINANCE COMM PAPER DTD 08/06/2018 0.000% 11/07/2018	02665KL70	A-1	P-1	09/20/18	09/24/18	69,818,622.22	2.13	0.00	69,975,266.90	69,969,620.00



Managed Account Detail of Securities Held

For the Month Ending **October 31, 2018**

SAN BERNARDINO COUNTY - 76990800

Security Type/Description	Dated Date/Coupon/Maturity	CUSIP	S&P Rating	Moody's Rating	Trade Date	Settle Date	Original Cost	YTM at Cost	Accrued Interest	Amortized Cost	Market Value
Commercial Paper											
BNP PARIBAS NY BRANCH COMM PAPER	05/22/2018 0.000% 11/16/2018	09659CLG1	A-1	P-1	08/14/18	08/14/18	24,854,430.56	2.24	0.00	24,976,770.75	24,975,650.00
MUFG BANK LTD/NY COMM PAPER	04/16/2018 0.000% 11/16/2018	62479MLG6	A-1	P-1	10/17/18	10/18/18	49,908,166.67	2.28	0.00	49,952,500.00	49,949,850.00
MUFG BANK LTD/NY COMM PAPER	04/23/2018 0.000% 11/21/2018	62479MLM3	A-1	P-1	10/18/18	10/18/18	34,923,972.22	2.31	0.00	34,955,277.70	34,953,380.00
CREDIT AGRICOLE CIB NY COMM PAPER	-- 0.000% 12/28/2018	22533UMU4	A-1	P-1	10/02/18	10/02/18	49,724,500.00	2.29	0.00	49,819,500.00	49,811,600.00
CREDIT AGRICOLE CIB NY COMM PAPER	-- 0.000% 12/28/2018	22533UMU4	A-1	P-1	10/29/18	10/29/18	49,806,666.67	2.33	0.00	49,816,333.50	49,811,600.00
TOYOTA MOTOR CREDIT CORP COMM PAPER	05/02/2018 0.000% 01/02/2019	89233HN26	A-1+	P-1	10/29/18	10/29/18	74,675,000.00	2.41	0.00	74,690,000.25	74,689,725.00
AMERICAN HONDA FINANCE COMM PAPER	10/01/2018 0.000% 01/08/2019	02665KN86	A-1	P-1	10/29/18	10/29/18	39,817,766.67	2.32	0.00	39,825,466.80	39,814,640.00
JP MORGAN SECURITIES LLC COMM PAPER	06/04/2018 0.000% 03/01/2019	466400O12	A-1	P-1	08/02/18	08/02/18	24,633,680.56	2.54	0.00	24,791,666.75	24,782,200.00
TOYOTA MOTOR CREDIT CORP COMM PAPER	08/08/2018 0.000% 05/01/2019	89233HS13	A-1+	P-1	08/08/18	08/09/18	24,523,368.06	2.64	0.00	24,674,451.50	24,662,300.00
JP MORGAN SECURITIES LLC COMM PAPER	10/16/2018 0.000% 05/01/2019	46640OS10	A-1	P-1	10/16/18	10/17/18	24,636,583.33	2.71	0.00	24,664,395.75	24,650,800.00
Security Type Sub-Total			798,000,000.00				794,835,642.79	2.29	0.00	796,139,452.20	796,049,650.00
Certificate of Deposit											
ROYAL BANK OF CANADA NY FLOATING CERT D	04/18/2018 2.416% 11/01/2018	78012UDG7	A-1+	P-1	04/17/18	04/18/18	25,000,000.00	2.38	52,011.11	25,000,000.00	25,000,000.00



Managed Account Detail of Securities Held

For the Month Ending **October 31, 2018**

SAN BERNARDINO COUNTY - 76990800

Security Type/Description Dated Date/Coupon/Maturity	CUSIP	S&P Rating	Moody's Rating	Trade Date	Settle Date	Original Cost	YTM at Cost	Accrued Interest	Amortized Cost	Market Value
Certificate of Deposit										
CREDIT AGRICOLE CIB NY CERT DEPOS DTD 08/01/2018 2.250% 11/01/2018	22534H6J5	A-1	P-1	08/01/18	08/01/18	30,000,000.00	2.25	172,500.00	30,000,000.00	29,999,989.80
BANK OF AMERICA NA CERT DEPOS DTD 04/04/2018 2.440% 11/01/2018	06052TZS2	A-1	P-1	04/03/18	04/04/18	50,000,000.00	2.44	715,055.56	50,000,000.00	50,000,245.00
TORONTO DOMINION BANK NY CERT DEPOS	89114MGD3	A-1+	P-1	09/27/18	09/27/18	30,000,000.00	2.30	67,083.33	30,000,000.00	29,998,491.30
DTD 09/27/2018 2.300% 11/30/2018										
BANK OF MONTREAL CHICAGO CERT DEPOS DTD 12/18/2017 1.990% 12/18/2018	06371EZH3	A-1	P-1	12/18/17	12/18/17	25,000,000.00	1.99	439,458.33	25,000,000.00	24,985,847.00
CBA AUSTRALIA NY FLOATING CERT DEPOS DTD 12/19/2017 2.522% 12/19/2018	20271EMZ9	A-1+	P-1	12/18/17	12/19/17	25,000,000.00	1.76	22,768.06	25,000,000.00	24,987,250.00
WESTPAC BANKING CORP NY FLOATING CD DTD 12/21/2017 2.510% 12/21/2018	96121T5H7	A-1+	P-1	12/20/17	12/21/17	25,000,000.00	1.51	17,427.99	25,000,000.00	24,986,250.00
US BANK NA CINCINNATI CERT DEPOS DTD 08/22/2018 2.300% 01/02/2019	90333VYJ3	A-1+	P-1	08/21/18	08/22/18	25,000,000.00	2.30	113,402.78	25,000,000.00	24,987,097.75
ROYAL BANK OF CANADA NY FLT CERT DEPOS	78009N5Z5	A-1+	P-1	01/03/18	01/04/18	25,000,000.00	1.81	50,651.92	25,000,000.00	25,010,125.00
DTD 01/03/2018 2.515% 01/03/2019										
SVENSKA HANDELSBANKEN NY CD DTD 01/12/2017 1.890% 01/10/2019	86958JHB8	A-1+	P-1	05/02/18	05/04/18	20,613,805.20	2.46	123,889.50	20,672,759.21	20,680,086.60
NORDEA BK AB (PUBL)/NY CERT DEPOS DTD 06/28/2018 2.450% 01/24/2019	65590AYN0	A-1+	P-1	06/27/18	06/28/18	50,000,000.00	2.45	428,750.00	50,000,000.00	49,986,176.50
TORONTO DOMINION BANK NY CERT DEPOS	89113XVC5	A-1+	P-1	01/25/18	01/25/18	25,000,000.00	2.15	418,055.56	25,000,000.00	24,942,580.00
DTD 01/25/2018 2.150% 01/25/2019										
BANK OF AMERICA NA CERT DEPOS DTD 08/30/2018 2.400% 02/01/2019	06052TB74	A-1	P-1	08/29/18	08/30/18	50,000,000.00	2.40	210,000.00	50,000,000.00	49,947,543.00
COMMONWEALTH BANK OF AUSTRALIA NY FLT C	20271ENES	A-1+	P-1	02/22/18	02/27/18	50,000,000.00	1.94	10,728.92	50,000,000.00	49,970,500.00
DTD 02/27/2018 2.575% 02/27/2019										



Managed Account Detail of Securities Held

For the Month Ending **October 31, 2018**

SAN BERNARDINO COUNTY - 76990800

Security Type/Description	Dated Date/Coupon/Maturity	CUSIP	S&P Rating	Moody's Rating	Trade Date	Settle Date	Original Cost	YTM at Cost	Accrued Interest	Amortized Cost	Market Value	
Certificate of Deposit												
BMO HARRIS BANK NA FLOATING CERT DEPOS	06/06/2018 2.619% 03/01/2019	05574BJT8	A-1	P-1	06/05/18	06/06/18	25,000,000.00	2.36	55,455.55	25,000,000.00	24,998,500.00	
CBA AUSTRALIA CERT DEPOS	10/25/2018 2.570% 03/01/2019	20271EPW3	A-1+	P-1	10/24/18	10/25/18	25,000,000.00	2.57	12,493.06	25,000,000.00	24,985,593.50	
WESTPAC BANKING CORP NY FLT CERT DEPOS	03/06/2018 2.607% 03/06/2019	96121T7C6	A-1+	P-1	03/02/18	03/06/18	50,000,000.00	2.05	83,269.27	50,000,000.00	49,979,000.00	
ROYAL BANK OF CANADA NY FLT CERT DEPOS	04/09/2018 2.638% 04/09/2019	78012UCT0	A-1+	P-1	04/05/18	04/09/18	25,000,000.00	2.56	51,284.72	25,000,000.00	25,015,075.00	
NORDEA BK AB (PUBL)/NY FLOATING CD	03/14/2018 2.680% 04/22/2019	65590ATJ5	A-1+	P-1	03/13/18	03/14/18	25,000,000.00	2.19	18,608.54	25,000,000.00	24,986,250.00	
BANK OF NOVA SCOTIA HOUSTON FLT CD	03/29/2018 2.791% 05/01/2019	06417GR34	A-1	P-1	03/28/18	03/29/18	25,000,000.00	2.62	165,672.20	25,000,000.00	25,008,000.00	
BANK OF AMERICA NA CERT DEPOS	09/19/2018 2.600% 05/01/2019	06052TB90	A-1	P-1	09/18/18	09/19/18	25,000,000.00	2.60	77,638.89	25,000,000.00	24,972,925.25	
BANK OF MONTREAL CHICAGO FLOATING CD	05/11/2018 2.615% 06/03/2019	06371E5T0	A-1	P-1	05/10/18	05/11/18	25,000,000.00	2.28	52,665.81	25,000,000.00	24,984,750.00	
BANK OF MONTREAL CHICAGO FLOATING CD	06/05/2018 2.614% 06/03/2019	06371E7H4	A-1	P-1	06/04/18	06/05/18	25,000,000.00	2.34	51,658.87	25,000,000.00	24,979,250.00	
ROYAL BANK OF CANADA NY FLT CERT DEPOS	06/05/2018 2.614% 06/03/2019	78012UDY8	A-1+	P-1	06/04/18	06/05/18	25,000,000.00	2.34	51,658.87	25,000,000.00	25,003,250.00	
WESTPAC BANKING CORP NY FLOAT CERT DEPOS	06/06/2018 2.594% 06/03/2019	96121T7M4	A-1+	P-1	06/05/18	06/06/18	25,000,000.00	2.33	51,256.09	25,000,000.00	24,974,250.00	



Managed Account Detail of Securities Held

For the Month Ending **October 31, 2018**

SAN BERNARDINO COUNTY - 76990800

Security Type/Description	Dated Date/Coupon/Maturity	CUSIP	S&P Rating	Moody's Rating	Trade Date	Settle Date	Original Cost	YTM at Cost	Accrued Interest	Amortized Cost	Market Value
Certificate of Deposit											
TORONTO DOMINION BANK NY FLT CERT DEPOS	89113X2H6	89113X2H6	A-1+	P-1	06/06/18	06/07/18	25,000,000.00	2.35	51,256.09	25,000,000.00	25,002,250.00
DTD 06/07/2018 2.545% 06/03/2019											
ROYAL BANK OF CANADA NY FLT CERT DEPOS	78012UIDZ5	78012UIDZ5	A-1+	P-1	06/04/18	06/05/18	25,000,000.00	2.33	55,455.55	25,000,000.00	25,005,750.00
DTD 06/05/2018 2.619% 07/01/2019											
BANK OF NOVA SCOTIA HOUSTON FLT CD DEPOS	06417GT99	06417GT99	A-1	P-1	06/05/18	06/06/18	25,000,000.00	2.36	55,455.55	25,000,000.00	24,983,000.00
DTD 06/06/2018 2.619% 07/01/2019											
TORONTO DOMINION BANK NY FLT CERT DEPOS	89113X2J2	89113X2J2	A-1+	P-1	06/06/18	06/07/18	25,000,000.00	2.34	54,809.72	25,000,000.00	24,981,250.00
DTD 06/07/2018 2.589% 07/01/2019											
SVENSKA HANDELSBANKEN NY FLOATING CD	86958JH85	86958JH85	A-1+	P-1	06/05/18	06/06/18	50,000,000.00	2.32	109,188.89	50,000,000.00	49,994,500.00
DTD 06/06/2018 2.579% 07/01/2019											
US BANK NA CINCINNATI CERT DEPOS	90333YYQ7	90333YYQ7	A-1+	P-1	09/04/18	09/05/18	25,000,000.00	2.72	107,666.67	25,000,000.00	24,937,815.75
DTD 09/05/2018 2.720% 09/03/2019											
TORONTO DOMINION BANK NY FLT CERT DEPOS	89114MJN8	89114MJN8	AA-	Aa1	10/18/18	10/19/18	25,000,000.00	3.00	25,000.00	25,000,000.00	24,984,200.00
DTD 10/19/2018 3.000% 11/01/2019											
Security Type Sub-Total											
							955,613,805.20	2.30	3,972,277.40	955,672,759.21	955,257,791.45
Bank Note											
US BANK NA CINCINNATI CALLABLE BANK NOTE	90331HNU3	90331HNU3	AA-	A1	07/20/18	07/24/18	9,995,200.00	3.07	82,180.56	9,995,831.90	9,969,280.00
DTD 07/24/2018 3.050% 07/24/2020											
US BANK NA CALLABLE BANK NOTE	90331HNG4	90331HNG4	AA-	A1	10/19/17	10/24/17	39,992,000.00	2.06	18,222.22	39,994,658.80	39,059,960.00
DTD 10/24/2017 2.050% 10/23/2020											
US BANK NA CINCINNATI CALLABLE BANK NOTE	90331HNP4	90331HNP4	AA-	A1	04/24/18	04/26/18	14,999,100.00	3.15	6,562.50	14,999,248.35	14,939,895.00
DTD 04/26/2018 3.150% 04/26/2021											



Managed Account Detail of Securities Held

For the Month Ending **October 31, 2018**

SAN BERNARDINO COUNTY - 76990800

Security Type/Description	Dated Date/Coupon/Maturity	CUSIP	S&P Rating	Moody's Rating	Trade Date	Settle Date	Original Cost	YTM at Cost	Accrued Interest	Amortized Cost	Market Value
Security Type Sub-Total			65,000,000.00				64,986,300.00	2.47	106,965.28	64,989,739.05	63,969,135.00
Managed Account Sub-Total			6,248,047,000.00				6,229,622,191.96	2.01	18,647,093.61	6,236,487,271.49	6,193,189,160.21
Securities Sub-Total			\$6,248,047,000.00				\$6,229,622,191.96	2.01%	\$18,647,093.61	\$6,236,487,271.49	\$6,193,189,160.21
Accrued Interest											\$18,647,093.61
Total Investments											\$6,211,836,253.82

Bolded items are forward settling trades.



Managed Account Fair Market Value & Analytics

For the Month Ending **October 31, 2018**

SAN BERNARDINO COUNTY - 76990800

Security Type/Description	Dated Date/Coupon/Maturity	CUSIP	Par	Broker	Next Call Date	Market Price	Market Value	Unreal G/L On Cost	Unreal G/L Amort Cost	Effective Duration	Duration to Worst at Mkt	YTM
U.S. Treasury Bond / Note												
US TREASURY NOTES	DTD 02/29/2012 1.375% 02/28/2019	912828SH4	25,000,000.00	TOR DOM		99.66	24,916,025.00	(130,850.00)	(88,773.00)	0.33	0.33	2.39
US TREASURY NOTES	DTD 02/28/2014 1.500% 02/28/2019	912828C24	50,000,000.00	BARCLAYS		99.70	49,851,550.00	(755,871.88)	(234,582.50)	0.33	0.33	2.40
US TREASURY NOTES	DTD 03/31/2014 1.625% 03/31/2019	912828C65	25,000,000.00	TOR DOM		99.65	24,913,075.00	(297,862.50)	(113,167.50)	0.41	0.41	2.47
US TREASURY NOTES	DTD 04/15/2016 0.875% 04/15/2019	912828O52	25,000,000.00	BMO		99.30	24,824,225.00	26,373.44	(116,200.75)	0.45	0.45	2.43
US TREASURY NOTES	DTD 05/31/2017 1.250% 05/31/2019	912828X54	25,000,000.00	BARCLAYS		99.25	24,813,475.00	(164,064.06)	(179,838.25)	0.57	0.57	2.55
US TREASURY NOTES	DTD 05/31/2017 1.250% 05/31/2019	912828X54	25,000,000.00	JEFFERIE		99.25	24,813,475.00	(121,195.31)	(163,810.00)	0.57	0.57	2.55
US TREASURY NOTES	DTD 05/31/2012 1.125% 05/31/2019	912828SX9	50,000,000.00	BNP		99.18	49,591,800.00	(208,981.25)	(354,620.00)	0.57	0.57	2.55
US TREASURY NOTES	DTD 06/15/2016 0.875% 06/15/2019	912828R85	25,000,000.00	TD SEC U		98.96	24,740,225.00	80,068.75	(173,819.50)	0.61	0.61	2.57
US TREASURY NOTES	DTD 07/02/2012 1.000% 06/30/2019	912828TC4	50,000,000.00	DAIWA		98.97	49,484,400.00	(146,459.38)	(406,123.50)	0.65	0.65	2.57
US TREASURY NOTES	DTD 06/30/2014 1.625% 06/30/2019	912828WS5	50,000,000.00	TD		99.37	49,683,600.00	(560,540.63)	(398,035.00)	0.65	0.65	2.59
US TREASURY NOTES	DTD 06/30/2014 1.625% 06/30/2019	912828WS5	50,000,000.00	BMO		99.37	49,683,600.00	(527,337.50)	(387,435.50)	0.65	0.65	2.59
US TREASURY N/B NOTES	DTD 06/30/2017 1.250% 06/30/2019	912828XV7	50,000,000.00	DEUTSCHE		99.12	49,560,550.00	(9,762.50)	(252,598.50)	0.65	0.65	2.59
US TREASURY NOTES	DTD 09/15/2016 0.875% 09/15/2019	9128282G4	25,000,000.00	BARCLAYS		98.45	24,612,300.00	(109,379.69)	(264,670.00)	0.86	0.86	2.68
US TREASURY NOTES	DTD 10/31/2014 1.500% 10/31/2019	912828F62	25,000,000.00	MERRILL		98.79	24,698,250.00	(270,500.00)	(290,745.50)	0.98	0.98	2.73
US TREASURY NOTES	DTD 10/31/2014 1.500% 10/31/2019	912828F62	25,000,000.00	DAIWA		98.79	24,698,250.00	(201,164.06)	(250,007.50)	0.98	0.98	2.73
US TREASURY NOTES	DTD 11/30/2012 1.000% 11/30/2019	912828UB4	25,000,000.00	BMO		98.16	24,541,025.00	(359,365.63)	(423,279.25)	1.06	1.06	2.73
US TREASURY N/B	DTD 12/15/2016 1.375% 12/15/2019	912828U73	25,000,000.00	SOC GEN		98.48	24,619,150.00	(329,092.19)	(354,560.50)	1.10	1.10	2.76



Managed Account Fair Market Value & Analytics

For the Month Ending **October 31, 2018**

SAN BERNARDINO COUNTY - 76990800

Security Type/Description	Dated Date/Coupon/Maturity	CUSIP	Par	Broker	Next Call Date	Market Price	Market Value	Unreal G/L On Cost	Unreal G/L Amort Cost	Effective Duration	Duration to Worst at Mkt	YTM
U.S. Treasury Bond / Note												
US TREASURY N/B NOTES	DTD 01/17/2017 1.375% 01/15/2020	912828V31	50,000,000.00	MORGANST		98.35	49,173,850.00	(203,103.13)	(447,829.50)	1.18	1.18	2.78
US TREASURY NOTES	DTD 02/15/2017 1.375% 02/15/2020	912828W22	50,000,000.00	BARCLAYS		98.20	49,101,550.00	(236,340.63)	(485,806.50)	1.26	1.26	2.80
US TREASURY NOTES	DTD 03/02/2015 1.375% 02/29/2020	912828J50	25,000,000.00	BNP DIR		98.13	24,533,200.00	(325,198.44)	(404,773.25)	1.30	1.30	2.81
US TREASURY NOTES	DTD 04/30/2015 1.375% 04/30/2020	912828K58	50,000,000.00	MORGANST		97.87	48,935,550.00	(740,231.25)	(915,704.50)	1.47	1.47	2.83
US TREASURY NOTES	DTD 04/30/2013 1.125% 04/30/2020	912828VA5	50,000,000.00	BMO		97.50	48,751,950.00	(68,362.50)	(454,458.50)	1.47	1.47	2.84
US TREASURY NOTES	DTD 05/31/2013 1.375% 05/31/2020	912828VF4	50,000,000.00	MORGAN_S		97.73	48,863,300.00	(146,465.63)	(412,671.50)	1.54	1.54	2.85
US TREASURY NOTES	DTD 06/01/2015 1.500% 05/31/2020	912828XE5	50,000,000.00	BNY		97.93	48,964,850.00	(1,946.88)	(252,205.50)	1.54	1.54	2.85
US TREASURY NOTES	DTD 07/01/2013 1.875% 06/30/2020	912828VJ6	50,000,000.00	JEFFERIE		98.40	49,199,200.00	(312,518.75)	(439,182.00)	1.61	1.61	2.87
US TREASURY NOTES	DTD 07/01/2013 1.875% 06/30/2020	912828VJ6	50,000,000.00	JPM		98.40	49,199,200.00	(99,628.13)	(263,065.00)	1.61	1.61	2.87
US TREASURY NOTES	DTD 07/31/2013 2.000% 07/31/2020	912828VP2	50,000,000.00	BK AMER		98.52	49,261,700.00	(142,596.88)	(276,621.00)	1.70	1.70	2.87
US TREASURY NOTES	DTD 08/16/2010 2.625% 08/15/2020	912828NT3	25,000,000.00	BNP DIR		99.56	24,889,650.00	(832,029.69)	(469,635.50)	1.73	1.73	2.88
US TREASURY NOTES	DTD 10/31/2013 1.750% 10/31/2020	912828WC0	50,000,000.00	BARCLAYS		97.81	48,906,250.00	(1,089,843.75)	(1,091,172.00)	1.95	1.95	2.88
US TREASURY NOTES	DTD 11/30/2015 1.625% 11/30/2020	912828M98	25,000,000.00	BARCLAYS		97.45	24,363,275.00	(392,584.38)	(505,786.25)	2.01	2.01	2.89
US TREASURY N/B	DTD 02/29/2016 1.125% 02/28/2021	912828P87	25,000,000.00	BARCLAYS		96.02	24,005,850.00	(368,173.44)	(541,718.25)	2.27	2.27	2.90
US TREASURY NOTES	DTD 05/31/2016 1.375% 05/31/2021	912828R77	25,000,000.00	RBC CAP		96.18	24,045,900.00	(289,060.94)	(560,921.25)	2.49	2.49	2.92
US TREASURY NOTES	DTD 06/02/2014 2.000% 05/31/2021	912828WN6	50,000,000.00	BARCLAYS		97.73	48,865,250.00	(1,582,015.63)	(1,396,260.50)	2.47	2.47	2.92
US TREASURY N/B	DTD 09/30/2016 1.125% 09/30/2021	912828T34	25,000,000.00	MIZUHO		94.98	23,745,125.00	(453,117.19)	(640,310.50)	2.83	2.83	2.93



Managed Account Fair Market Value & Analytics

For the Month Ending **October 31, 2018**

SAN BERNARDINO COUNTY - 76990800

Security Type/Description	Dated Date/Coupon/Maturity	CUSIP	Par	Broker	Next Call Date	Market Price	Market Value	Unreal G/L On Cost	Unreal G/L Amort Cost	Effective Duration	Duration to Worst at Mkt	YTM
U.S. Treasury Bond / Note												
US TREASURY NOTES	DTD 12/01/2014 1.875% 11/30/2021	912828G53	25,000,000.00	BMO		96.89	24,221,675.00	(512,700.00)	(609,719.00)	2.94	2.94	2.94
US TREASURY NOTES	DTD 02/02/2015 1.500% 01/31/2022	912828H86	50,000,000.00	TD SEC U		95.52	47,757,800.00	(1,021,496.88)	(1,428,928.50)	3.12	3.12	2.96
US TREASURY N/B NOTES	DTD 02/28/2017 1.875% 02/28/2022	912828W55	25,000,000.00	CITIGRP		96.60	24,150,400.00	(672,842.19)	(710,084.50)	3.19	3.19	2.95
US TREASURY N/B NOTES	DTD 11/02/2015 1.875% 10/31/2022	912828M49	25,000,000.00	BMO_DIR		95.88	23,969,725.00	(769,532.81)	(816,437.75)	3.81	3.81	2.98
Security Type Sub-Total			1,400,000,000.00				1,374,950,225.00	(14,345,773.51)	(17,575,558.00)	1.41	1.41	2.75

Supra-National Discount Note												
INTL BANK OF RECON AND DEV DISC NOTE	-- 0.000% 01/02/2019	459052AB2	25,000,000.00	OTHER		99.61	24,902,773.25	48,085.75	(351.75)	0.17	0.17	2.23
INTL BANK OF RECON AND DEV DISC NOTE	-- 0.000% 01/02/2019	459052AB2	50,000,000.00	UBS		99.61	49,805,546.50	96,171.50	(703.50)	0.17	0.17	2.23
Security Type Sub-Total			75,000,000.00				74,708,319.75	144,257.25	(1,055.25)	0.17	0.17	2.23

Supra-National Agency Bond / Note												
INTL BK OF REC & DEV NOTE (EX-CALLABLE)	DTD 04/26/2016 1.250% 04/26/2019	459058FC2	25,000,000.00	DEUTSCHE		99.34	24,834,675.00	(112,825.00)	(156,677.25)	0.48	0.48	2.61
INTER-AMERICAN DEVELOPMENT BANK	DTD 04/12/2016 1.000% 05/13/2019	458182DX7	25,000,000.00	BNP DIR		99.11	24,776,900.00	(65,975.00)	(194,391.50)	0.52	0.52	2.70
INTER-AMERICAN DEVELOPMENT BANK	DTD 04/12/2016 1.000% 05/13/2019	458182DX7	100,000,000.00	BMO		99.11	99,107,600.00	(592,400.00)	(839,801.00)	0.52	0.52	2.70
INTL BANK OF RECON AND DEV	DTD 01/25/2016 1.430% 07/25/2019	45905UUV4	50,000,000.00	TOR DOM		98.90	49,450,000.00	(550,000.00)	(550,000.00)	0.72	0.72	2.96
INTL BANK OF RECON AND DEV GLOBAL NOTES	DTD 01/28/2016 1.250% 07/26/2019	459058EV1	25,000,000.00	BARCLAYS		98.94	24,734,500.00	(144,750.00)	(239,588.75)	0.72	0.72	2.72



Managed Account Fair Market Value & Analytics

For the Month Ending **October 31, 2018**

SAN BERNARDINO COUNTY - 76990800

Security Type/Description	Dated Date/Coupon/Maturity	CUSIP	Par	Broker	Next Call Date	Market Price	Market Value	Unreal G/L On Cost	Unreal G/L Amort Cost	Effective Duration	Duration to Worst at Mkt	YTM
Supra-National Agency Bond / Note												
INTL BANK OF RECON AND DEV SN NOTE	DTD 07/13/2016 0.875% 08/15/2019	459058FK4	50,000,000.00	TOR DOM		98.54	49,268,250.00	(639,250.00)	(707,861.00)	0.78	0.78	2.76
INTER-AMERICAN DEVELOPMENT BANK	DTD 10/15/2015 1.250% 10/15/2019	4581XOCR7	25,000,000.00	DEUTSCHE		98.47	24,617,575.00	(33,425.00)	(293,937.25)	0.94	0.94	2.88
INTER-AMERICAN DEVELOPMENT BANK	DTD 10/15/2015 1.250% 10/15/2019	4581XOCR7	25,000,000.00	TOR DOM		98.47	24,617,575.00	(128,425.00)	(313,033.50)	0.94	0.94	2.88
INTL BANK OF RECON AND DEV GLOBAL	DTD 10/27/2016 1.125% 11/27/2019	459058FS7	50,000,000.00	CITIGRP		98.18	49,088,450.00	(806,050.00)	(874,387.50)	1.05	1.05	2.86
INTL BANK OF RECON AND DEV GLOBAL	DTD 03/30/2016 1.375% 03/30/2020	459058FA6	25,000,000.00	TOR DOM		97.90	24,474,000.00	(449,500.00)	(498,456.50)	1.39	1.39	2.90
INTL BK RECON & DEVELOP NOTES	DTD 03/21/2017 1.875% 04/21/2020	459058FZ1	25,000,000.00	BNP		98.51	24,628,025.00	(350,225.00)	(361,357.50)	1.44	1.44	2.91
INTER-AMERICAN DEVELOPMENT BANK	DTD 04/12/2017 1.625% 05/12/2020	4581XOCX4	25,000,000.00	RBC		98.06	24,515,850.00	(424,900.00)	(454,293.25)	1.48	1.48	2.93
INTL BANK OF RECON AND DEV GLOBAL	DTD 08/29/2017 1.625% 09/04/2020	459058GA5	25,000,000.00	JPMCHASE		97.62	24,406,100.00	(588,650.00)	(590,648.50)	1.79	1.79	2.96
INTERNATIONAL FINANCE CORPORATION	DTD 01/25/2018 2.250% 01/25/2021	45950KCM0	25,000,000.00	BK AMER		98.35	24,588,525.00	(337,975.00)	(356,288.25)	2.15	2.15	3.02
INTER-AMERICAN DEVELOPMENT BANK	DTD 04/19/2018 2.625% 04/19/2021	4581XOQB1	50,000,000.00	CITIGRP		99.05	49,524,500.00	(365,500.00)	(384,421.50)	2.37	2.37	3.03
INTL BANK OF RECONSTRUCTION AND DEV NOTE	DTD 07/25/2018 2.750% 07/23/2021	459058GH0	50,000,000.00	MORGANST		99.23	49,615,200.00	(267,800.00)	(277,832.50)	2.59	2.59	3.05
INTL BANK OF RECON AND DEV GLOBAL	DTD 12/13/2017 2.125% 12/13/2021	459058GF4	20,000,000.00	DEUTSCHE		97.24	19,447,960.00	(507,040.00)	(516,649.20)	2.96	2.96	3.06
INTER-AMERICAN DEVELOPMENT BANK	DTD 09/26/2018 3.000% 09/26/2022	4581XODD7	25,000,000.00	JPMCHASE		99.47	24,867,800.00	(76,200.00)	(77,490.00)	3.64	3.64	3.14



Managed Account Fair Market Value & Analytics

For the Month Ending **October 31, 2018**

SAN BERNARDINO COUNTY - 76990800

Security Type/Description	Dated Date/Coupon/Maturity	CUSIP	Par	Broker	Next Call Date	Market Price	Market Value	Unreal G/L On Cost	Unreal G/L Amort Cost	Effective Duration	Duration to Worst at Mkt	YTM
Security Type Sub-Total			645,000,000.00				636,563,485.00	(6,440,890.00)	(7,687,114.95)	1.35	1.35	2.88

NOW Account

BANK OF THE WEST MONEY MARKET FUND	BKOFWEST7		2,000.00	DIRECT		1.00	2,000.00	0.00	0.00	0.00	0.00	2.26
BANK OF THE WEST MONEY MARKET FUND	BKOFWEST7		14,998,000.00	DIRECT		1.00	14,998,000.00	0.00	0.00	0.00	0.00	2.26
BANK OF THE WEST MONEY MARKET FUND	BKOFWEST7		20,000,000.00	DIRECT		1.00	20,000,000.00	0.00	0.00	0.00	0.00	2.26
BANK OF THE WEST MONEY MARKET FUND	BKOFWEST7		25,000,000.00	DIRECT		1.00	25,000,000.00	0.00	0.00	0.00	0.00	2.26
BANK OF THE WEST MONEY MARKET FUND	BKOFWEST7		35,000,000.00	DIRECT		1.00	35,000,000.00	0.00	0.00	0.00	0.00	2.26
BANK OF THE WEST MONEY MARKET FUND	BKOFWEST7		50,000,000.00	DIRECT		1.00	50,000,000.00	0.00	0.00	0.00	0.00	2.26
BANK OF THE WEST MONEY MARKET FUND	BKOFWEST7		80,000,000.00	DIRECT		1.00	80,000,000.00	0.00	0.00	0.00	0.00	2.26
Security Type Sub-Total			225,000,000.00				225,000,000.00	0.00	0.00	0.00	0.00	2.26

Money Market Mutual Fund

FIDELITY GOVT MM FUND 2642	31607A703		1,000,000.00			1.00	1,000,000.00	0.00	0.00	0.00	0.00	2.06
FEDERATED GOVT OBLIGATIONS FUND	608919718		1,000,000.00			1.00	1,000,000.00	0.00	0.00	0.00	0.00	2.04
Security Type Sub-Total			2,000,000.00				2,000,000.00	0.00	0.00	0.00	0.00	2.05

Joint Powers Authority

CALIFORNIA ASSET MANAGEMENT PROGRAM	CAMPMF025		13,000,000.00	DIRECT		1.00	13,000,000.00	0.00	0.00	0.00	0.00	2.30
CALIFORNIA ASSET MANAGEMENT PROGRAM	CAMPMF025		18,000,000.00	DIRECT		1.00	18,000,000.00	0.00	0.00	0.00	0.00	2.30
CALIFORNIA ASSET MANAGEMENT PROGRAM	CAMPMF025		24,000,000.00	DIRECT		1.00	24,000,000.00	0.00	0.00	0.00	0.00	2.30
CALIFORNIA ASSET MANAGEMENT PROGRAM	CAMPMF025		25,000,000.00	DIRECT		1.00	25,000,000.00	0.00	0.00	0.00	0.00	2.30
CALIFORNIA ASSET MANAGEMENT PROGRAM	CAMPMF025		25,000,000.00	DIRECT		1.00	25,000,000.00	0.00	0.00	0.00	0.00	2.30
CALIFORNIA ASSET MANAGEMENT PROGRAM	CAMPMF025		45,000,000.00	DIRECT		1.00	45,000,000.00	0.00	0.00	0.00	0.00	2.30
CALIFORNIA ASSET MANAGEMENT PROGRAM	CAMPMF025		50,000,000.00	DIRECT		1.00	50,000,000.00	0.00	0.00	0.00	0.00	2.30
Security Type Sub-Total			200,000,000.00				200,000,000.00	0.00	0.00	0.00	0.00	2.30



Managed Account Fair Market Value & Analytics

For the Month Ending **October 31, 2018**

SAN BERNARDINO COUNTY - 76990800

Security Type/Description	CUSIP	Par	Broker	Next Call Date	Market Price	Market Value	Unreal G/L On Cost	Unreal G/L Amort Cost	Effective Duration	Duration to Worst at Mkt	YTM
Federally Insured Cash Account											
STONECASTLE FICA	FICAMF003	10,000,000.00	DIRECT		1.00	10,000,000.00	0.00	0.00	0.00	0.00	2.07
STONECASTLE FICA	FICAMF003	25,000,000.00	OTHER		1.00	25,000,000.00	0.00	0.00	0.00	0.00	2.07
Security Type Sub-Total		35,000,000.00				35,000,000.00	0.00	0.00	0.00	0.00	2.07
Federal Agency Bond / Note											
FHLB NOTES	3130AAE46	50,000,000.00	BK AMER		99.76	49,881,800.00	(116,200.00)	(117,984.00)	0.21	0.21	2.35
DTD 12/08/2016 1.250% 01/16/2019											
FNMA BENCHMARK NOTE	3135G0J53	25,000,000.00	JPMCHASE		99.54	24,884,975.00	(56,025.00)	(108,674.50)	0.32	0.32	2.43
DTD 02/23/2016 1.000% 02/26/2019											
FHLMC NOTES (EX-CALLABLE)	3134GA6H2	25,000,000.00	MORGANST		99.68	24,919,950.00	(80,050.00)	(80,050.00)	0.33	0.33	2.35
DTD 02/28/2017 1.375% 02/28/2019											
FEDERAL HOME LOAN BANK NOTES	3133782M2	25,000,000.00	DEUTSCHE		99.68	24,919,150.00	(132,600.00)	(90,002.00)	0.35	0.35	2.40
DTD 02/06/2012 1.500% 03/08/2019											
FEDERAL HOME LOAN BANK NOTES	3133782M2	25,000,000.00	MORGANST		99.68	24,919,150.00	(133,350.00)	(90,510.50)	0.35	0.35	2.40
DTD 02/06/2012 1.500% 03/08/2019											
FHLB NOTES	3130AAXX1	75,000,000.00	CITIGRP		99.60	74,699,250.00	(126,750.00)	(267,618.75)	0.38	0.38	2.42
DTD 03/10/2017 1.375% 03/18/2019											
FREDDIE MAC NOTES	3137EADZ9	25,000,000.00	JPMCHASE		99.36	24,840,050.00	(151,700.00)	(158,699.75)	0.45	0.45	2.53
DTD 03/21/2016 1.125% 04/15/2019											
FFCB BONDS	3133EHFK4	25,000,000.00	MORGANST		99.49	24,872,475.00	(105,775.00)	(122,459.25)	0.46	0.46	2.42
DTD 04/17/2017 1.320% 04/17/2019											
FANNIE MAE FLOATING NOTES	3135G0U50	10,000,000.00	TOR DOM		99.99	9,998,510.00	(1,490.00)	(1,490.00)	0.00	0.00	2.25
DTD 10/30/2018 2.260% 04/30/2019											
FEDERAL HOME LOAN BANK AGENCY NOTES	3130ABF92	45,000,000.00	BK AMER		99.33	44,696,520.00	(218,430.00)	(279,285.75)	0.56	0.56	2.56
DTD 05/12/2017 1.375% 05/28/2019											
FHLB GLOBAL NOTE	3130A8DB6	50,000,000.00	WELLSFAR		99.07	49,534,050.00	(444,950.00)	(461,477.50)	0.63	0.63	2.60
DTD 06/03/2016 1.125% 06/21/2019											
FFCB BONDS	3133EHSC8	25,000,000.00	OTHER		99.13	24,782,150.00	(199,600.00)	(211,127.00)	0.72	0.72	2.61
DTD 07/24/2017 1.400% 07/24/2019											
FREDDIE MAC GLOBAL NOTES	3137EADK2	23,347,000.00	MORGANST		98.95	23,102,160.01	(21,829.45)	(201,775.05)	0.74	0.74	2.67
DTD 07/30/2012 1.250% 08/01/2019											



Managed Account Fair Market Value & Analytics

For the Month Ending **October 31, 2018**

SAN BERNARDINO COUNTY - 76990800

Security Type/Description	Dated Date/Coupon/Maturity	CUSIP	Par	Broker	Next Call Date	Market Price	Market Value	Unreal G/L On Cost	Unreal G/L Amort Cost	Effective Duration	Duration to Worst at Mkt	YTM
Federal Agency Bond / Note												
FREDDIE MAC NOTES	DTD 07/19/2017 1.375% 08/15/2019	3137EAEH8	10,000,000.00	BNY		98.99	9,898,900.00	(79,500.00)	(92,003.10)	0.78	0.78	2.68
FREDDIE MAC NOTES	DTD 07/19/2017 1.375% 08/15/2019	3137EAEH8	75,000,000.00	JPM		98.99	74,241,750.00	(648,000.00)	(715,824.75)	0.78	0.78	2.68
FNMA NOTES	DTD 09/02/2016 1.000% 08/28/2019	3135G0P49	50,000,000.00	DEUTSCHE		98.64	49,320,550.00	(601,450.00)	(657,679.00)	0.81	0.81	2.67
FREDDIE MAC GLOBAL NOTES	DTD 10/02/2012 1.250% 10/02/2019	3137EADM8	10,000,000.00	OTHER		98.64	9,864,470.00	(84,530.00)	(112,063.70)	0.90	0.90	2.75
FEDERAL HOME LOAN BANK NOTES	DTD 10/13/2017 1.500% 10/21/2019	3130ACM92	50,000,000.00	CITIGRP		98.79	49,393,950.00	(517,550.00)	(563,122.50)	0.96	0.96	2.77
FANNIE MAE GLOBAL NOTES	DTD 10/25/2016 1.000% 10/24/2019	3135G0R39	25,000,000.00	BARCLAYS		98.31	24,576,625.00	(356,375.00)	(401,215.25)	0.96	0.96	2.76
FHLB NOTES	DTD 11/17/2016 1.375% 11/15/2019	3130AA3R7	35,000,000.00	BK AMER		98.58	34,504,330.00	(487,620.00)	(492,836.75)	1.01	1.01	2.77
FEDERAL FARM CREDIT BANKS FLOATING NOTE	DTD 03/19/2018 2.222% 11/19/2019	3133EIGR4	10,000,000.00	JEFFERIE		99.96	9,996,340.00	(3,660.00)	(3,660.00)	0.05	1.04	2.29
FFCB NOTES	DTD 12/12/2017 1.875% 12/12/2019	3133EH2S1	50,000,000.00	JEFFERIE		99.06	49,532,050.00	(418,635.50)	(440,262.00)	1.09	1.09	2.73
FHLB NOTES	DTD 12/30/2013 2.375% 12/13/2019	3130A0JR2	25,000,000.00	TD		99.54	24,884,925.00	(410,775.00)	(275,808.75)	1.08	1.08	2.80
FREDDIE MAC NOTES	DTD 01/17/2017 1.500% 01/17/2020	3137EAEES	25,000,000.00	CITIGRP		98.48	24,619,150.00	(353,850.00)	(369,804.75)	1.18	1.18	2.79
FNMA NOTES	DTD 01/12/2015 1.625% 01/21/2020	3135G0A78	25,000,000.00	TOR DOM		98.62	24,654,150.00	(349,950.00)	(347,139.00)	1.19	1.19	2.78
FHLB NOTES	DTD 02/09/2018 2.125% 02/11/2020	3130ADN32	75,000,000.00	BARCLAYS		99.13	74,344,950.00	(517,800.00)	(566,919.75)	1.24	1.24	2.82
FNMA NOTES	DTD 02/28/2017 1.500% 02/28/2020	3135G0T29	40,000,000.00	JPMCHASE		98.30	39,320,560.00	(653,840.00)	(667,993.20)	1.30	1.30	2.81
FEDERAL HOME LOAN BANKS NOTES	DTD 03/16/2018 2.375% 03/30/2020	3130ADUJ9	30,000,000.00	CITI		99.37	29,811,990.00	(182,610.00)	(184,361.10)	1.38	1.38	2.83
FHLMC AGENCY NOTES	DTD 04/20/2017 1.375% 04/20/2020	3137EAEF2	25,000,000.00	TD SEC U		97.94	24,484,350.00	(430,150.00)	(473,297.50)	1.44	1.44	2.82



Managed Account Fair Market Value & Analytics

For the Month Ending **October 31, 2018**

SAN BERNARDINO COUNTY - 76990800

Security Type/Description	Dated Date/Coupon/Maturity	CUSIP	Par	Broker	Next Call Date	Market Price	Market Value	Unreal G/L On Cost	Unreal G/L Amort Cost	Effective Duration	Duration to Worst at Mkt	YTM
Federal Agency Bond / Note												
FHLMC NOTES	DTD 04/19/2018 2.500% 04/23/2020	3137EAE7	35,000,000.00	CITIGRP		99.46	34,810,790.00	(181,510.00)	(183,560.30)	1.44	1.44	2.88
FFCB BONDS	DTD 05/08/2017 1.550% 05/08/2020	3133EHJA2	25,000,000.00	JPM		98.06	24,515,700.00	(470,575.00)	(477,268.50)	1.48	1.48	2.86
FEDERAL HOME LOAN BANKS NOTES	DTD 05/21/2018 2.625% 05/28/2020	3130AECJ7	50,000,000.00	BARCLAYS		99.65	49,826,450.00	(155,550.00)	(159,544.00)	1.51	1.51	2.85
FNMA NOTES	DTD 08/01/2017 1.500% 07/30/2020	3135G0T60	75,000,000.00	BARCLAYS		97.69	73,268,100.00	(1,504,650.00)	(1,598,134.50)	1.70	1.70	2.86
FHLB NOTES	DTD 03/14/2018 2.400% 09/14/2020	3130ADT93	10,000,000.00	JEFFERIE		99.07	9,907,150.00	(86,633.00)	(88,167.30)	1.81	1.81	2.91
FHLB NOTES	DTD 09/08/2017 1.375% 09/28/2020	3130ACE26	40,000,000.00	BARCLAYS		97.17	38,869,600.00	(1,002,000.00)	(1,049,478.40)	1.86	1.86	2.91
FEDERAL HOME LOAN BANKS NOTES	DTD 09/07/2018 2.625% 10/01/2020	3130AEWA4	75,000,000.00	BARCLAYS		99.45	74,584,125.00	(254,625.00)	(265,347.75)	1.85	1.85	2.92
FANNIE MAE NOTES	DTD 11/01/2018 2.875%	3135G0U84	50,000,000.00	JPMCHASE		99.84	49,922,000.00	(49,000.00)	(49,000.00)	1.93	1.93	2.96
10/30/2020												
FHLMC NOTES	DTD 11/15/2017 1.875% 11/17/2020	3137EAEK1	50,000,000.00	CITI		97.87	48,936,550.00	(1,015,450.00)	(1,030,488.50)	1.97	1.97	2.95
FHLB CALLABLE NOTES	DTD 01/29/2018 2.250% 01/29/2021	3130ADPV9	25,000,000.00	DEUTSCHE	01/29/20	98.35	24,586,500.00	(413,500.00)	(413,500.00)	2.10	2.16	3.02
FREDDIE MAC NOTES	DTD 02/16/2018 2.375% 02/16/2021	3137EAEI9	50,000,000.00	BARCLAYS		98.66	49,328,500.00	(539,500.00)	(569,829.00)	2.20	2.20	2.98
FEDERAL FARM CREDIT BANKS NOTES	DTD 04/05/2018 2.540% 04/05/2021	3133EJJD2	50,000,000.00	BK AMER		98.97	49,483,950.00	(528,550.00)	(526,236.50)	2.33	2.33	2.98
FANNIE MAE NOTES	DTD 04/13/2018 2.500% 04/13/2021	3135G0U27	50,000,000.00	BARCLAYS		98.89	49,444,150.00	(481,350.00)	(494,594.50)	2.35	2.35	2.97
FANNIE MAE NOTES	DTD 06/25/2018 2.750% 06/22/2021	3135G0U35	75,000,000.00	TD SEC U		99.39	74,542,200.00	(440,550.00)	(442,431.00)	2.50	2.50	2.99
FEDERAL HOME LOAN BANKS NOTES	DTD 10/12/2018 3.000% 10/12/2021	3130AF5B9	50,000,000.00	BARCLAYS		99.89	49,943,050.00	(24,450.00)	(25,000.50)	2.80	2.80	3.04
FEDERAL HOME LOAN BANK NOTES (CALLABLE)	DTD 10/26/2018 3.210% 10/26/2022	3130AFAJ6	25,000,000.00	TOR DOM	10/26/20	100.05	25,011,425.00	11,425.00	11,425.00	2.83	1.91	3.20



Managed Account Fair Market Value & Analytics

For the Month Ending **October 31, 2018**

SAN BERNARDINO COUNTY - 76990800

Security Type/Description	Dated Date/Coupon/Maturity	CUSIP	Par	Broker	Next Call Date	Market Price	Market Value	Unreal G/L On Cost	Unreal G/L Amort Cost	Effective Duration	Duration to Worst at Mkt	YTM
Security Type Sub-Total			1,723,347,000.00			1,706,479,470.01	(15,021,512.95)	(15,916,300.90)		1.33	1.32	2.77

Corporate Note

MICROSOFT CORP NOTES	594918BF0	1,000,000.00	CITIGRP			99.99	999,913.00	(1,727.00)	(90.09)	0.01	0.01	1.90
DTD 11/03/2015 1.300% 11/03/2018												
MICROSOFT CORP NOTES	594918BF0	1,000,000.00	VINING			99.99	999,913.00	(1,757.00)	(90.14)	0.01	0.01	1.90
DTD 11/03/2015 1.300% 11/03/2018												
MICROSOFT CORP NOTES	594918BF0	3,500,000.00	ICAP			99.99	3,499,695.50	(5,729.50)	(314.72)	0.01	0.01	1.90
DTD 11/03/2015 1.300% 11/03/2018												
MICROSOFT CORP NOTES	594918BF0	4,500,000.00	MERRILL			99.99	4,499,608.50	(7,141.50)	(404.19)	0.01	0.01	1.90
DTD 11/03/2015 1.300% 11/03/2018												
MICROSOFT CORP NOTES	594918BF0	5,000,000.00	UBS AG			99.99	4,999,565.00	(7,485.00)	(448.25)	0.01	0.01	1.90
DTD 11/03/2015 1.300% 11/03/2018												
MICROSOFT CORP NOTES	594918BF0	5,000,000.00	BARCLAYS			99.99	4,999,565.00	(8,185.00)	(449.60)	0.01	0.01	1.90
DTD 11/03/2015 1.300% 11/03/2018												
MICROSOFT CORP NOTES	594918BF0	5,000,000.00	LOOP CAP			99.99	4,999,565.00	(8,935.00)	(451.00)	0.01	0.01	1.90
DTD 11/03/2015 1.300% 11/03/2018												
MICROSOFT CORP NOTES	594918BN3	15,000,000.00	CASTLE			98.77	14,815,080.00	3,090.00	3,090.00	0.76	0.76	2.73
DTD 08/08/2016 1.100%												
08/08/2019												
MICROSOFT CORP NOTES	594918BN3	20,000,000.00	MERRILL			98.77	19,753,440.00	(225,960.00)	(241,212.00)	0.76	0.76	2.73
DTD 08/08/2016 1.100% 08/08/2019												
WAL-MART STORES INC CORP NOTE	931142DY6	7,000,000.00	MORGANST			98.94	6,925,625.00	(74,235.00)	(74,300.38)	0.92	0.92	2.90
DTD 10/20/2017 1.750% 10/09/2019												
MICROSOFT CORP NOTES	594918BV5	15,000,000.00	BARCLAYS			98.73	14,810,205.00	(179,745.00)	(185,494.35)	1.23	1.23	2.88
DTD 02/06/2017 1.850% 02/06/2020												
JPMORGAN CHASE & CO CALLABLE FLT CORP	48125LRM6	10,000,000.00	JPMCHASE		02/13/19	100.03	10,003,160.00	3,160.00	3,160.00	0.04	0.28	2.60
DTD 02/13/2018 2.588% 02/13/2020												
WAL-MART STORES INC CORP NOTES	931142EG4	10,000,000.00	CITIGRP			99.85	9,985,080.00	(11,820.00)	(12,333.80)	1.58	1.58	2.94
DTD 06/27/2018 2.850% 06/23/2020												
JOHNSON & JOHNSON CORP NOTE	478160CH5	3,000,000.00	JPM			97.78	2,933,457.00	(63,333.00)	(64,355.55)	1.95	1.95	3.09
DTD 11/10/2017 1.950% 11/10/2020												
WAL-MART STORES INC CORP NOTES	931142EJ8	7,000,000.00	CITIGRP			99.96	6,997,200.00	(2,450.00)	(2,478.00)	2.49	2.49	3.14
DTD 06/27/2018 3.125% 06/23/2021												



Managed Account Fair Market Value & Analytics

For the Month Ending **October 31, 2018**

SAN BERNARDINO COUNTY - 76990800

Security Type/Description	Dated Date/Coupon/Maturity	CUSIP	Par	Broker	Next Call Date	Market Price	Market Value	Unreal G/L On Cost	Unreal G/L Amort Cost	Effective Duration	Duration to Worst at Mkt	YTM
Corporate Note												
WAL-MART STORES INC CORP NOTES	06/23/2021	931142EJ8	10,000,000.00	JPMCHASE		99.96	9,996,000.00	(15,800.00)	(14,476.40)	2.49	2.49	3.14
3M COMPANY	09/14/2018	88579YBA8	2,000,000.00	CITI		99.70	1,994,012.00	(1,888.00)	(2,059.70)	2.72	2.72	3.11

Security Type Sub-Total **124,000,000.00** **123,211,084.00** **(609,941.00)** **(592,708.17)** **0.98** **1.00** **2.67**

Commercial Paper												
TOYOTA MOTOR CREDIT CORP COMM PAPER	04/05/2018	89233HL10	50,000,000.00	TOYOTA		99.99	49,997,100.00	399,877.78	(2,900.00)	0.00	0.00	2.09
BNP PARIBAS NY BRANCH COMM PAPER	04/20/2018	09659CL14	243,000,000.00	BNP DIR		99.99	242,985,420.00	67.50	(14,580.00)	0.00	0.00	2.16
MUFG BANK LTD/NY COMM PAPER	05/04/2018	62479MLZ7	35,000,000.00	MUFG		99.99	34,995,765.00	65,453.89	(2,057.30)	0.01	0.01	2.18
AMERICAN HONDA FINANCE COMM PAPER	08/06/2018	02665KL70	70,000,000.00	MIZUHO		99.96	69,969,620.00	150,997.78	(5,646.90)	0.02	0.02	2.23
BNP PARIBAS NY BRANCH COMM PAPER	05/22/2018	09659CLG1	25,000,000.00	BNP DIR		99.90	24,975,650.00	121,219.44	(1,120.75)	0.04	0.04	2.19
MUFG BANK LTD/NY COMM PAPER	04/16/2018	62479MLG6	50,000,000.00	MUFG		99.90	49,949,850.00	41,683.33	(2,650.00)	0.04	0.04	2.26
MUFG BANK LTD/NY COMM PAPER	04/23/2018	62479MLM3	35,000,000.00	MUFG		99.87	34,953,380.00	29,407.78	(1,897.70)	0.06	0.06	2.29
CREDIT AGRICOLE CIB NY COMM PAPER	04/16/2018	22533UMU4	50,000,000.00	CREDITAG		99.62	49,811,600.00	87,100.00	(7,900.00)	0.16	0.16	2.35
CREDIT AGRICOLE CIB NY COMM PAPER	04/16/2018	22533UMU4	50,000,000.00	CREDITAG		99.62	49,811,600.00	4,933.33	(4,733.50)	0.16	0.16	2.35
TOYOTA MOTOR CREDIT CORP COMM PAPER	05/02/2018	89233HN26	75,000,000.00	TOYOTA		99.59	74,689,725.00	14,725.00	(275.25)	0.17	0.17	2.37
AMERICAN HONDA FINANCE COMM PAPER	10/01/2018	02665KN86	40,000,000.00	BONY		99.54	39,814,640.00	(3,126.67)	(10,826.80)	0.19	0.19	2.43
JP MORGAN SECURITIES LLC COMM PAPER	06/04/2018	466400O12	25,000,000.00	JPMCHASE		99.13	24,782,200.00	148,519.44	(9,466.75)	0.33	0.33	2.61



Managed Account Fair Market Value & Analytics

For the Month Ending **October 31, 2018**

SAN BERNARDINO COUNTY - 76990800

Security Type/Description	Dated Date/Coupon/Maturity	CUSIP	Par	Broker	Next Call Date	Market Price	Market Value	Unreal G/L On Cost	Unreal G/L Amort Cost	Effective Duration	Duration to Worst at Mkt	YTM
Commercial Paper												
TOYOTA MOTOR CREDIT CORP COMM PAPER	89233HS13	25,000,000.00	TOYOTA		98.65	24,662,300.00	138,931.94	(12,151.50)	0.49	0.49	0.49	2.71
DTD 08/08/2018 0.000% 05/01/2019												
JP MORGAN SECURITIES LLC COMM PAPER	46640OS10	25,000,000.00	JPMCHASE		98.60	24,650,800.00	14,216.67	(13,595.75)	0.49	0.49	0.49	2.80
DTD 10/16/2018 0.000% 05/01/2019												
Security Type Sub-Total		798,000,000.00				796,049,650.00	1,214,007.21	(89,802.20)	0.10	0.10	0.10	2.28
Certificate of Deposit												
ROYAL BANK OF CANADA NY FLOATING CERT D	78012UDG7	25,000,000.00	ROYAL		100.00	25,000,000.00	0.00	0.00	0.00	0.00	0.00	2.41
DTD 04/18/2018 2.416% 11/01/2018												
CREDIT AGRICOLE CIB NY CERT DEPOS	22534H6J5	30,000,000.00	CREDITAG		100.00	29,999,989.80	(10.20)	(10.20)	0.00	0.00	0.00	2.23
DTD 08/01/2018 2.250% 11/01/2018												
BANK OF AMERICA NA CERT DEPOS	06052TZS2	50,000,000.00	BK AMER		100.00	50,000,245.00	245.00	245.00	0.00	0.00	0.00	2.23
DTD 04/04/2018 2.440% 11/01/2018												
TORONTO DOMINION BANK NY CERT DEPOS	89114MGD3	30,000,000.00	TOR DOM		100.00	29,998,491.30	(1,508.70)	(1,508.70)	0.08	0.08	0.08	2.32
DTD 09/27/2018 2.300% 11/30/2018												
BANK OF MONTREAL CHICAGO CERT DEPOS	06371EZH3	25,000,000.00	BMO_DIR		99.94	24,985,847.00	(14,153.00)	(14,153.00)	0.13	0.13	0.13	2.37
DTD 12/18/2017 1.990% 12/18/2018												
CBA AUSTRALIA NY FLOATING CERT DEPOS	20271EMZ9	25,000,000.00	ICAP		99.95	24,987,250.00	(12,750.00)	(12,750.00)	0.05	0.05	0.13	2.51
DTD 12/19/2017 2.522% 12/19/2018												
WESTPAC BANKING CORP NY FLOATING CD	96121T5H7	25,000,000.00	JEFFERIE		99.95	24,986,250.00	(13,750.00)	(13,750.00)	0.06	0.06	0.14	2.51
DTD 12/21/2017 2.510% 12/21/2018												
US BANK NA CINCINNATI CERT DEPOS	90333VYJ3	25,000,000.00	US BANK		99.95	24,987,097.75	(12,902.25)	(12,902.25)	0.17	0.17	0.17	2.43
DTD 08/22/2018 2.300% 01/02/2019												
ROYAL BANK OF CANADA NY FLT CERT DEPOS	78009N5Z5	25,000,000.00	ROYAL		100.04	25,010,125.00	10,125.00	10,125.00	0.01	0.01	0.17	1.96
DTD 01/03/2018 2.515% 01/03/2019												



Managed Account Fair Market Value & Analytics

For the Month Ending **October 31, 2018**

SAN BERNARDINO COUNTY - 76990800

Security Type/Description	Dated Date/Coupon/Maturity	CUSIP	Par	Broker	Next Call Date	Market Price	Market Value	Unreal G/L On Cost	Unreal G/L Amort Cost	Effective Duration	Duration to Worst at Mkt	YTM
Certificate of Deposit												
SVENSKA HANDELSBANKEN NY CD	DTD 01/12/2017 1.890% 01/10/2019	86958JHB8	20,700,000.00	CASTLE		99.90	20,680,086.60	66,281.40	7,327.39	0.20	0.20	2.26
NORDEA BK AB (PUBL)/NY CERT DEPOS	DTD 06/28/2018 2.450% 01/24/2019	65590AYNO	50,000,000.00	RBC CAP		99.97	49,986,176.50	(13,823.50)	(13,823.50)	0.23	0.23	2.55
TORONTO DOMINION BANK NY CERT DEPOS	DTD 01/25/2018 2.150% 01/25/2019	89113XVC5	25,000,000.00	TOR DOM		99.77	24,942,580.00	(57,420.00)	(57,420.00)	0.23	0.23	2.55
BANK OF AMERICA NA CERT DEPOS	DTD 08/30/2018 2.400% 02/01/2019	06052TB74	50,000,000.00	BK AMER		99.90	49,947,543.00	(52,457.00)	(52,457.00)	0.25	0.25	2.58
COMMONWEALTH BANK OF AUSTRALIA NY FLT C	DTD 02/27/2018 2.575% 02/27/2019	20271ENES	50,000,000.00	ICAP		99.94	49,970,500.00	(29,500.00)	(29,500.00)	0.07	0.32	2.51
BMO HARRIS BANK NA FLOATING CERT DEPOS	DTD 06/06/2018 2.619% 03/01/2019	05574BJT8	25,000,000.00	BMOHAR		99.99	24,998,500.00	(1,500.00)	(1,500.00)	0.00	0.33	2.64
CBA AUSTRALIA CERT DEPOS	DTD 10/25/2018 2.570% 03/01/2019	20271EPW3	25,000,000.00	ICAP		99.94	24,985,593.50	(14,406.50)	(14,406.50)	0.33	0.33	2.65
WESTPAC BANKING CORP NY FLT CERT DEPOS	DTD 03/06/2018 2.607% 03/06/2019	96121T7C6	50,000,000.00	ICAP		99.96	49,979,000.00	(21,000.00)	(21,000.00)	0.02	0.35	2.73
ROYAL BANK OF CANADA NY FLT CERT DEPOS	DTD 04/09/2018 2.638% 04/09/2019	78012UCT0	25,000,000.00	ROYAL		100.06	25,015,075.00	15,075.00	15,075.00	0.18	0.44	2.42
NORDEA BK AB (PUBL)/NY FLOATING CD	DTD 03/14/2018 2.680% 04/22/2019	65590ATJ5	25,000,000.00	ICAP		99.95	24,986,250.00	(13,750.00)	(13,750.00)	0.06	0.48	2.79
BANK OF NOVA SCOTIA HOUSTON FLT CD	DTD 03/29/2018 2.791% 05/01/2019	06417GR34	25,000,000.00	BNS		100.03	25,008,000.00	8,000.00	8,000.00	0.00	0.49	2.74
BANK OF AMERICA NA CERT DEPOS	DTD 09/19/2018 2.600% 05/01/2019	06052TB90	25,000,000.00	BK AMER		99.89	24,972,925.25	(27,074.75)	(27,074.75)	0.49	0.49	2.81
BANK OF MONTREAL CHICAGO FLOATING CD	DTD 05/11/2018 2.615% 06/03/2019	06371E5T0	25,000,000.00	BMO_DIR		99.94	24,984,750.00	(15,250.00)	(15,250.00)	0.01	0.59	2.72



Managed Account Fair Market Value & Analytics

For the Month Ending **October 31, 2018**

SAN BERNARDINO COUNTY - 76990800

Security Type/Description	Dated Date/Coupon/Maturity	CUSIP	Par	Broker	Next Call Date	Market Price	Market Value	Unreal G/L On Cost	Unreal G/L Amort Cost	Effective Duration	Duration to Worst at Mkt	YTM
Certificate of Deposit												
BANK OF MONTREAL CHICAGO FLOATING CD		06371E7H4	25,000,000.00	BMO_DIR		99.92	24,979,250.00	(20,750.00)	(20,750.00)	0.01	0.59	2.73
DTD 06/05/2018 2.614% 06/03/2019												
ROYAL BANK OF CANADA NY FLT CERT DEPOS		78012UDY8	25,000,000.00	ROYAL		100.01	25,003,250.00	3,250.00	3,250.00	0.01	0.59	2.57
DTD 06/05/2018 2.614% 06/03/2019												
WESTPAC BANKING CORP NY FLOAT CERT DEPOS		96121T7M4	25,000,000.00	ICAP		99.90	24,974,250.00	(25,750.00)	(25,750.00)	0.01	0.59	2.74
DTD 06/06/2018 2.594% 06/03/2019												
TORONTO DOMINION BANK NY FLT CERT DEPOS		89113X2H6	25,000,000.00	TOR DOM		100.01	25,002,250.00	2,250.00	2,250.00	0.01	0.59	2.53
DTD 06/07/2018 2.545% 06/03/2019												
ROYAL BANK OF CANADA NY FLT CERT DEPOS		78012UIDZ5	25,000,000.00	ROYAL		100.02	25,005,750.00	5,750.00	5,750.00	0.00	0.66	2.61
DTD 06/05/2018 2.619% 07/01/2019												
BANK OF NOVA SCOTIA HOUSTON FLT CD		06417GT99	25,000,000.00	BNS		99.93	24,983,000.00	(17,000.00)	(17,000.00)	0.00	0.66	2.74
DTD 06/06/2018 2.619% 07/01/2019												
TORONTO DOMINION BANK NY FLT CERT DEPOS		89113X2J2	25,000,000.00	TOR DOM		99.93	24,981,250.00	(18,750.00)	(18,750.00)	0.00	0.66	2.72
DTD 06/07/2018 2.589% 07/01/2019												
SVENSKA HANDELSBANKEN NY FLOATING CD		86958JH85	50,000,000.00	ICAP		99.99	49,994,500.00	(5,500.00)	(5,500.00)	0.00	0.66	2.62
DTD 06/06/2018 2.579% 07/01/2019												
US BANK NA CINCINNATI CERT DEPOS		90333YYO7	25,000,000.00	BNY		99.75	24,937,815.75	(62,184.25)	(62,184.25)	0.82	0.82	3.01
DTD 09/05/2018 2.720% 09/03/2019												
TORONTO DOMINION BANK NY FLT CERT DEPOS		89114MJN8	25,000,000.00	TOR DOM		99.94	24,984,200.00	(15,800.00)	(15,800.00)	0.98	0.98	3.06
DTD 10/19/2018 3.000% 11/01/2019												
Security Type Sub-Total			955,700,000.00			955,257,791.45	(356,013.75)	(414,967.76)	(414,967.76)	0.13	0.37	2.56

Bank Note



Managed Account Fair Market Value & Analytics

For the Month Ending **October 31, 2018**

SAN BERNARDINO COUNTY - 76990800

Security Type/Description	Dated Date/Coupon/Maturity	CUSIP	Par	Broker	Next Call Date	Market Price	Market Value	Unreal G/L On Cost	Unreal G/L Amort Cost	Effective Duration	Duration to Worst at Mkt	YTM
Bank Note												
US BANK NA CINCINNATI CALLABLE BANK NOTE		90331HNU3	10,000,000.00	BARCLAYS	06/24/20	99.69	9,969,280.00	(25,920.00)	(26,551.90)	1.64	1.66	3.23
DTD 07/24/2018 3.050% 07/24/2020												
US BANK NA CALLABLE BANK NOTE		90331HNG4	40,000,000.00	MORGANST	09/23/20	97.65	39,059,960.00	(932,040.00)	(934,698.80)	1.91	1.92	3.29
DTD 10/24/2017 2.050% 10/23/2020												
US BANK NA CINCINNATI CALLABLE BANK NOTE		90331HNP4	15,000,000.00	US BANK	03/26/21	99.60	14,939,895.00	(59,205.00)	(59,353.35)	2.34	2.37	3.32
DTD 04/26/2018 3.150% 04/26/2021												

Security Type Sub-Total			65,000,000.00				63,969,135.00	(1,017,165.00)	(1,020,604.05)	1.97	1.98	3.29
Managed Account Sub-Total			6,248,047,000.00				6,193,189,160.21	(36,433,031.75)	(43,298,111.28)	0.89	0.93	2.64
Securities Sub-Total			\$6,248,047,000.00				\$6,193,189,160.21	(\$36,433,031.75)	(\$43,298,111.28)	0.89	0.93	2.64%
Accrued Interest							\$18,647,093.61					
Total Investments							\$6,211,836,253.82					

Bolded items are forward settling trades.



Managed Account Security Transactions & Interest

For the Month Ending **October 31, 2018**

SAN BERNARDINO COUNTY - 76990800

Transaction Type	Trade	Settle	Security Description	CUSIP	Par	Principal Proceeds	Accrued Interest	Total	Realized G/L Cost	Realized G/L Amort Cost	Sale Method
BUY											
	09/27/18	10/01/18	INTL BANK OF RECON AND DEV DISC NOTE	459052AB2	25,000,000.00	(24,854,687.50)	0.00	(24,854,687.50)			
			-- 0.000% 01/02/2019								
	09/28/18	10/01/18	INTL BANK OF RECON AND DEV DISC NOTE	459052AB2	50,000,000.00	(49,709,375.00)	0.00	(49,709,375.00)			
			-- 0.000% 01/02/2019								
	10/01/18	10/01/18	MUFG BANK LTD/NY COMM PAPER DTD 05/04/2018 0.000% 11/02/2018	62479MLZ7	35,000,000.00	(34,930,311.11)	0.00	(34,930,311.11)			
	10/01/18	10/01/18	COOPERATIVE RABOBANK U.A. COMM PAPER	21687BK26	187,000,000.00	(186,988,831.94)	0.00	(186,988,831.94)			
			-- 0.000% 10/02/2018								
	10/02/18	10/02/18	COOPERATIVE RABOBANK U.A. COMM PAPER	21687BK34	140,000,000.00	(139,991,638.89)	0.00	(139,991,638.89)			
			-- 0.000% 10/03/2018								
	10/02/18	10/02/18	CREDIT AGRICOLE CIB NY COMM PAPER	22533UUMU4	50,000,000.00	(49,724,500.00)	0.00	(49,724,500.00)			
			-- 0.000% 12/28/2018								
	10/03/18	10/03/18	COOPERATIVE RABOBANK U.A. COMM PAPER	21687BK42	140,000,000.00	(139,991,638.89)	0.00	(139,991,638.89)			
			-- 0.000% 10/04/2018								
	10/04/18	10/04/18	BNP PARIBAS NY BRANCH COMM PAPER DTD 01/08/2018 0.000% 10/05/2018	09659CK56	140,000,000.00	(139,991,638.89)	0.00	(139,991,638.89)			
	10/05/18	10/05/18	NATIXIS NY BRANCH COMM PAPER	63873KK97	160,000,000.00	(159,961,600.00)	0.00	(159,961,600.00)			
			-- 0.000% 10/09/2018								
	10/09/18	10/09/18	NATIXIS NY BRANCH COMM PAPER	63873KKA4	150,000,000.00	(149,991,000.00)	0.00	(149,991,000.00)			
			-- 0.000% 10/10/2018								
	10/10/18	10/10/18	NATIXIS NY BRANCH COMM PAPER DTD 07/13/2018 0.000% 10/11/2018	63873KKB2	130,000,000.00	(129,992,200.00)	0.00	(129,992,200.00)			
	10/11/18	10/11/18	NATIXIS NY BRANCH COMM PAPER	63873KCC0	109,000,000.00	(108,993,460.00)	0.00	(108,993,460.00)			
			-- 0.000% 10/12/2018								
	10/11/18	10/12/18	FEDERAL HOME LOAN BANKS NOTES DTD 10/12/2018 3.000% 10/12/2021	3130AF5B9	50,000,000.00	(49,967,500.00)	0.00	(49,967,500.00)			
	10/12/18	10/12/18	NATIXIS NY BRANCH COMM PAPER DTD 02/06/2018 0.000% 10/15/2018	63873KKE3	95,000,000.00	(94,982,900.00)	0.00	(94,982,900.00)			



Managed Account Security Transactions & Interest

For the Month Ending **October 31, 2018**

SAN BERNARDINO COUNTY - 76990800

Transaction Type	Trade	Settle	Security Description	CUSIP	Par	Principal Proceeds	Accrued Interest	Total	Realized G/L Cost	Realized G/L Amort Cost	Sale Method
BUY											
	10/15/18	10/15/18	COOPERATIVE RABOBANK U.A. COMM PAPER	21687BKG5	95,000,000.00	(94,994,300.00)	0.00	(94,994,300.00)			
			-- 0.000% 10/16/2018					(100,993,940.00)			
	10/16/18	10/16/18	COOPERATIVE RABOBANK U.A. COMM PAPER	21687BKH3	101,000,000.00	(100,993,940.00)	0.00	(100,993,940.00)			
			-- 0.000% 10/17/2018					(24,636,583.33)			
	10/16/18	10/17/18	JP MORGAN SECURITIES LLC COMM PAPER	46640QS10	25,000,000.00	(24,636,583.33)	0.00	(24,636,583.33)			
			DTD 10/16/2018 0.000% 05/01/2019					(92,994,420.00)			
	10/17/18	10/17/18	COOPERATIVE RABOBANK U.A. COMM PAPER	21687BKJ9	93,000,000.00	(92,994,420.00)	0.00	(92,994,420.00)			
			-- 0.000% 10/18/2018					(49,908,166.67)			
	10/17/18	10/18/18	MUFG BANK LTD/NY COMM PAPER	62479MLG6	50,000,000.00	(49,908,166.67)	0.00	(49,908,166.67)			
			DTD 04/16/2018 0.000% 11/16/2018					(25,000,000.00)			
	10/17/18	10/26/18	FEDERAL HOME LOAN BANK NOTES (CALLABLE)	3130AFAJ6	25,000,000.00	(25,000,000.00)	0.00	(25,000,000.00)			
			DTD 10/26/2018 3.210% 10/26/2022					(34,923,972.22)			
	10/18/18	10/18/18	MUFG BANK LTD/NY COMM PAPER	62479MLM3	35,000,000.00	(34,923,972.22)	0.00	(34,923,972.22)			
			DTD 04/23/2018 0.000% 11/21/2018					(37,997,709.44)			
	10/18/18	10/18/18	BNP PARIBAS NY BRANCH COMM PAPER	09659CKK3	38,000,000.00	(37,997,709.44)	0.00	(37,997,709.44)			
			DTD 01/22/2018 0.000% 10/19/2018					(25,000,000.00)			
	10/18/18	10/19/18	TORONTO DOMINION BANK NY CERT DEPOS	89114MJN8	25,000,000.00	(25,000,000.00)	0.00	(25,000,000.00)			
			DTD 10/19/2018 3.000% 11/01/2019					(49,990,958.33)			
	10/19/18	10/19/18	BNP PARIBAS NY BRANCH COMM PAPER	09659CKN7	50,000,000.00	(49,990,958.33)	0.00	(49,990,958.33)			
			DTD 01/30/2018 0.000% 10/22/2018					(37,997,709.44)			
	10/23/18	10/23/18	BNP PARIBAS NY BRANCH COMM PAPER	09659CKQ0	38,000,000.00	(37,997,709.44)	0.00	(37,997,709.44)			
			DTD 03/28/2018 0.000% 10/24/2018					(40,997,528.61)			
	10/24/18	10/24/18	BNP PARIBAS NY BRANCH COMM PAPER	09659CKR8	41,000,000.00	(40,997,528.61)	0.00	(40,997,528.61)			
			-- 0.000% 10/25/2018					(25,000,000.00)			
	10/24/18	10/25/18	CBA AUSTRALIA CERT DEPOS	20271EPW3	25,000,000.00	(25,000,000.00)	0.00	(25,000,000.00)			
			DTD 10/25/2018 2.570% 03/01/2019					(10,000,000.00)			
	10/25/18	10/30/18	FANNIE MAE FLOATING NOTES	3135GOU50	10,000,000.00	(10,000,000.00)	0.00	(10,000,000.00)			
			DTD 10/30/2018 2.260% 04/30/2019								



Managed Account Security Transactions & Interest

For the Month Ending **October 31, 2018**

SAN BERNARDINO COUNTY - 76990800

Transaction Type	Trade	Settle	Security Description	CUSIP	Par	Principal Proceeds	Accrued Interest	Total	Realized G/L Cost	Realized G/L Amort Cost	Sale Method	
BUY												
	10/26/18	10/26/18	NATIXIS NY BRANCH COMM PAPER -- 0.000% 10/29/2018	63873KKV8	84,000,000.00	(83,984,880.00)	0.00	(83,984,880.00)				
	10/29/18	10/29/18	AMERICAN HONDA FINANCE COMM PAPER	02665KN86	40,000,000.00	(39,817,766.67)	0.00	(39,817,766.67)				
	10/29/18	10/29/18	DTD 10/01/2018 0.000% 01/08/2019 CREDIT AGRICOLE CIB NY COMM PAPER	22533UIMU4	50,000,000.00	(49,806,666.67)	0.00	(49,806,666.67)				
	10/29/18	10/29/18	-- 0.000% 12/28/2018 TOYOTA MOTOR CREDIT CORP COMM PAPER	89233HN26	75,000,000.00	(74,675,000.00)	0.00	(74,675,000.00)				
	10/29/18	10/29/18	DTD 05/02/2018 0.000% 01/02/2019 CREDIT AGRICOLE CIB NY COMM PAPER	22533UKW2	126,000,000.00	(125,992,440.00)	0.00	(125,992,440.00)				
	10/29/18	10/29/18	-- 0.000% 10/30/2018 BNP PARIBAS NY BRANCH COMM PAPER	09659CKW7	125,000,000.00	(124,992,465.28)	0.00	(124,992,465.28)				
	10/30/18	10/30/18	DTD 02/02/2018 0.000% 10/30/2018 BNP PARIBAS NY BRANCH COMM PAPER	09659CKX5	200,000,000.00	(199,987,944.44)	0.00	(199,987,944.44)				
	10/30/18	10/30/18	DTD 10/30/2018 0.000% 10/31/2018 COOPERATIEVE RABOBANK UA COMM PAPER	21687BKX8	66,000,000.00	(65,996,040.00)	0.00	(65,996,040.00)				
	10/30/18	11/01/18	DTD 10/16/2018 0.000% 10/31/2018 FANNIE MAE NOTES	3135G0U84	50,000,000.00	(49,971,000.00)	0.00	(49,971,000.00)				
	10/30/18	11/01/18	10/30/2020 MICROSOFT CORP NOTES	594918BN3	15,000,000.00	(14,811,990.00)	(38,041.67)	(14,850,031.67)				
	10/31/18	10/31/18	DTD 08/08/2016 1.100% 08/08/2019 BNP PARIBAS NY BRANCH COMM PAPER	09659CL14	243,000,000.00	(242,985,352.50)	0.00	(242,985,352.50)				
	Transaction Type Sub-Total							(38,041.67)	(3,183,566,157.49)			
	INTEREST							(38,041.67)	(3,183,566,157.49)			
	3,186,000,000.00 (3,183,528,115.82)							(38,041.67)	(3,183,566,157.49)			



Managed Account Security Transactions & Interest

For the Month Ending **October 31, 2018**

SAN BERNARDINO COUNTY - 76990800

Transaction Type	Trade	Settle	Security Description	CUSIP	Par	Principal Proceeds	Accrued Interest	Total	Realized G/L Cost	Realized G/L Amort Cost	Sale Method
INTEREST											
	10/01/18	10/01/18	TORONTO DOMINION BANK NY FLT CERT DEPOS	89113X2J2	25,000,000.00	0.00	45,070.30	45,070.30			
			DTD 06/07/2018 2.589% 07/01/2019								
	10/01/18	10/01/18	FEDERAL HOME LOAN BANKS NOTES	3130AEWA4	75,000,000.00	0.00	131,250.00	131,250.00			
			DTD 09/07/2018 2.625% 10/01/2020								
	10/01/18	10/01/18	ROYAL BANK OF CANADA NY FLT CERT DEPOS	78012UDZ5	25,000,000.00	0.00	45,632.80	45,632.80			
			DTD 06/05/2018 2.619% 07/01/2019								
	10/01/18	10/01/18	BMO HARRIS BANK NA FLOATING CERT DEPOS	05574BJT8	25,000,000.00	0.00	45,632.81	45,632.81			
			DTD 06/06/2018 2.619% 03/01/2019								
	10/01/18	10/01/18	SVENSKA HANDELSBANKEN NY FLOATING CD	86958JH85	50,000,000.00	0.00	89,765.60	89,765.60			
			DTD 06/06/2018 2.579% 07/01/2019								
	10/01/18	10/01/18	BANK OF NOVA SCOTIA HOUSTON FLT CD	06417GT99	25,000,000.00	0.00	45,632.83	45,632.83			
			DTD 06/06/2018 2.619% 07/01/2019								
	10/01/18	10/01/18	ROYAL BANK OF CANADA NY FLOATING CERT D	78012UDG7	25,000,000.00	0.00	148,973.33	148,973.33			
			DTD 04/18/2018 2.416% 11/01/2018								
	10/02/18	10/02/18	FREDDIE MAC GLOBAL NOTES	3137EADM8	10,000,000.00	0.00	62,500.00	62,500.00			
			DTD 10/02/2012 1.250% 10/02/2019								
	10/03/18	10/03/18	BANK OF MONTREAL CHICAGO FLOATING CD	06371E7H4	25,000,000.00	0.00	49,013.03	49,013.03			
			DTD 06/05/2018 2.614% 06/03/2019								
	10/03/18	10/03/18	ROYAL BANK OF CANADA NY FLT CERT DEPOS	78012UDY8	25,000,000.00	0.00	48,610.25	48,610.25			
			DTD 06/05/2018 2.614% 06/03/2019								
	10/03/18	10/03/18	WESTPAC BANKING CORP NY FLOAT CERT DEPOS	96121T7M4	25,000,000.00	0.00	48,207.48	48,207.48			
			DTD 06/06/2018 2.594% 06/03/2019								
	10/03/18	10/03/18	ROYAL BANK OF CANADA NY FLT CERT DEPOS	78009N5Z5	25,000,000.00	0.00	47,603.30	47,603.30			
			DTD 01/03/2018 2.515% 01/03/2019								



Managed Account Security Transactions & Interest

For the Month Ending **October 31, 2018**

SAN BERNARDINO COUNTY - 76990800

Transaction Type	Trade	Settle	Security Description	CUSIP	Par	Principal Proceeds	Accrued Interest	Total	Realized G/L Cost	Realized G/L Amort Cost	Sale Method
INTEREST											
10/03/18	10/03/18		BANK OF MONTREAL CHICAGO FLOATING CD	06371E5T0	25,000,000.00	0.00	49,617.20	49,617.20			
10/03/18	10/03/18		DTD 05/11/2018 2.615% 06/03/2019 TORONTO DOMINION BANK NY FLT CERT DEPOS	89113X2H6	25,000,000.00	0.00	48,207.48	48,207.48			
10/04/18	10/04/18		DTD 06/07/2018 2.545% 06/03/2019 ROYAL BANK OF CANADA NY FLT CERT DEPOS	78012UCT0	25,000,000.00	0.00	162,235.95	162,235.95			
10/05/18	10/05/18		DTD 04/09/2018 2.638% 04/09/2019 FEDERAL FARM CREDIT BANKS NOTES	3133EJJD2	50,000,000.00	0.00	635,000.00	635,000.00			
10/05/18	10/05/18		DTD 04/05/2018 2.540% 04/05/2021 INTL BANK OF RECONSTRUCTION AND DEV NT	459058ER0	50,000,000.00	0.00	250,000.00	250,000.00			
10/09/18	10/09/18		DTD 10/07/2015 1.000% 10/05/2018 WESTPAC BANKING CORP NY FLT CERT DEPOS	96121T7C6	50,000,000.00	0.00	112,305.90	112,305.90			
10/09/18	10/09/18		DTD 03/06/2018 2.607% 03/06/2019 WAL-MART STORES INC CORP NOTE	93114ZDY6	7,000,000.00	0.00	61,250.00	61,250.00			
10/12/18	10/12/18		DTD 10/20/2017 1.750% 10/09/2019 FHLMC REFERENCE NOTES	3137EAD7	50,000,000.00	0.00	218,750.00	218,750.00			
10/13/18	10/13/18		DTD 09/16/2016 0.875% 10/12/2018 FANNIE MAE NOTES	3135G0U27	50,000,000.00	0.00	625,000.00	625,000.00			
10/15/18	10/15/18		DTD 04/13/2018 2.500% 04/13/2021 FREDDIE MAC NOTES	3137EADZ9	25,000,000.00	0.00	140,625.00	140,625.00			
10/15/18	10/15/18		DTD 03/21/2016 1.125% 04/15/2019 INTER-AMERICAN DEVELOPMENT BANK	4581XOCR7	25,000,000.00	0.00	156,250.00	156,250.00			
10/15/18	10/15/18		DTD 10/15/2015 1.250% 10/15/2019 INTER-AMERICAN DEVELOPMENT BANK	4581XOCR7	25,000,000.00	0.00	156,250.00	156,250.00			
10/15/18	10/15/18		DTD 10/15/2015 1.250% 10/15/2019 US TREASURY NOTES	912828O52	25,000,000.00	0.00	109,375.00	109,375.00			
10/17/18	10/17/18		DTD 04/15/2016 0.875% 04/15/2019 FFCB BONDS	3133EHFK4	25,000,000.00	0.00	165,000.00	165,000.00			
10/17/18	10/17/18		DTD 04/17/2017 1.320% 04/17/2019								



Managed Account Security Transactions & Interest

For the Month Ending **October 31, 2018**

SAN BERNARDINO COUNTY - 76990800

Transaction Type	Trade	Settle	Security Description	CUSIP	Par	Principal Proceeds	Accrued Interest	Total	Realized G/L Cost	Realized G/L Amort Cost	Sale Method
INTEREST											
10/19/18	10/19/18	10/19/18	INTER-AMERICAN DEVELOPMENT BANK NOTE	4581X0DB1	50,000,000.00	0.00	656,250.00	656,250.00			
10/19/18	10/19/18	10/19/2018	2.625% 04/19/2021 DTD 04/19/2018	3133EJGR4	10,000,000.00	0.00	17,567.75	17,567.75			
10/19/18	10/19/18	10/19/2018	FEDERAL FARM CREDIT BANKS FLOATING NOTE								
10/19/18	10/19/18	10/19/2018	2.222% 11/19/2019 DTD 03/19/2018	3135G0E58	12,000,000.00	0.00	67,500.00	67,500.00			
10/19/18	10/19/18	10/19/2018	FNMA BENCHMARK NOTE								
10/19/18	10/19/18	10/19/2018	1.125% 10/19/2018 DTD 09/01/2015	20271EMZ9	25,000,000.00	0.00	50,169.38	50,169.38			
10/19/18	10/19/18	10/19/2018	CBA AUSTRALIA NY FLOATING CERT DEPOS								
10/19/18	10/19/18	10/19/2018	2.522% 12/19/2018 DTD 12/19/2017	3135G0E58	25,000,000.00	0.00	140,625.00	140,625.00			
10/19/18	10/19/18	10/19/2018	FNMA BENCHMARK NOTE								
10/20/18	10/20/18	10/19/2018	1.125% 10/19/2018 DTD 09/01/2015	3137EAEF2	25,000,000.00	0.00	171,875.00	171,875.00			
10/20/18	10/20/18	10/19/2018	FHLMC AGENCY NOTES								
10/21/18	10/21/18	10/21/2020	1.375% 04/20/2020 DTD 04/20/2017	459058FZ1	25,000,000.00	0.00	234,500.00	234,500.00			
10/21/18	10/21/18	10/21/2020	INTL BK RECON & DEVELOP NOTES								
10/21/18	10/21/18	10/21/2020	1.875% 04/21/2020 DTD 03/21/2017	3130ACM92	50,000,000.00	0.00	375,000.00	375,000.00			
10/21/18	10/21/18	10/21/2020	FEDERAL HOME LOAN BANK NOTES								
10/22/18	10/22/18	10/21/2019	1.500% 10/21/2019 DTD 10/13/2017	65590ATJ5	25,000,000.00	0.00	50,792.58	50,792.58			
10/22/18	10/22/18	10/22/2019	NORDEA BK AB (PUBL)/NY FLOATING CD								
10/22/18	10/22/18	10/22/2019	2.680% 04/22/2019 DTD 03/14/2018	96121T5H7	25,000,000.00	0.00	51,934.48	51,934.48			
10/22/18	10/22/18	10/22/2019	WESTPAC BANKING CORP NY FLOATING CD								
10/23/18	10/23/18	10/21/2018	2.510% 12/21/2018 DTD 12/21/2017	90331HNG4	40,000,000.00	0.00	410,000.00	410,000.00			
10/23/18	10/23/18	10/23/2020	US BANK NA CALLABLE BANK NOTE								
10/23/18	10/23/18	10/23/2020	2.050% 10/23/2020 DTD 10/24/2017	3137EAE7	35,000,000.00	0.00	447,222.23	447,222.23			
10/23/18	10/23/18	10/23/2020	FHLMC NOTES								
10/24/18	10/24/18	10/23/2020	2.500% 04/23/2020 DTD 04/19/2018	3135G0R39	25,000,000.00	0.00	125,000.00	125,000.00			
10/24/18	10/24/18	10/24/2019	FANNIE MAE GLOBAL NOTES								
10/26/18	10/26/18	10/24/2019	1.000% 10/24/2019 DTD 10/25/2016	3134G8YU7	50,000,000.00	0.00	262,500.00	262,500.00			
10/26/18	10/26/18	10/26/2018	FHLMC NOTES (EX-CALLABLE)								
10/26/18	10/26/18	10/26/2018	1.050% 10/26/2018 DTD 04/26/2016								



Managed Account Security Transactions & Interest

For the Month Ending **October 31, 2018**

SAN BERNARDINO COUNTY - 76990800

Transaction Type	Trade	Settle	Security Description	CUSIP	Par	Principal Proceeds	Accrued Interest	Total	Realized G/L Cost	Realized G/L Amort Cost	Sale Method
INTEREST											
	10/26/18	10/26/18	INTL BK OF REC & DEV NOTE (EX-CALLABLE) DTD 04/26/2016 1.250% 04/26/2019	459058FC2	25,000,000.00	0.00	156,250.00	156,250.00			
	10/26/18	10/26/18	US BANK NA CINCINNATI CALLABLE BANK NOTE DTD 04/26/2018 3.150% 04/26/2021	90331HNP4	15,000,000.00	0.00	236,250.00	236,250.00			
	10/29/18	10/29/18	COMMONWEALTH BANK OF AUSTRALIA NY FLT C DTD 02/27/2018 2.575% 02/27/2019	20271ENES	50,000,000.00	0.00	111,558.20	111,558.20			
	10/31/18	10/31/18	US TREASURY NOTES DTD 04/30/2015 1.375% 04/30/2020	912828K58	50,000,000.00	0.00	343,750.00	343,750.00			
	10/31/18	10/31/18	BANK OF THE WEST MONEY MARKET FUND DTD 10/31/2014 1.500% 10/31/2019	BKOFWEST7	0.00	0.00	431,876.71	431,876.71			
	10/31/18	10/31/18	US TREASURY NOTES DTD 04/30/2013 1.125% 04/30/2020	912828VA5	50,000,000.00	0.00	281,250.00	281,250.00			
	10/31/18	10/31/18	FEDERATED GOVT OBLIGATIONS FUND DTD 10/31/2014 1.500% 10/31/2019	608919718	0.00	0.00	1,740.16	1,740.16			
	10/31/18	10/31/18	US TREASURY NOTES DTD 10/31/2014 1.500% 10/31/2019	912828F62	25,000,000.00	0.00	187,500.00	187,500.00			
	10/31/18	10/31/18	US TREASURY NOTES DTD 10/31/2014 1.500% 10/31/2019	912828F62	25,000,000.00	0.00	187,500.00	187,500.00			
	10/31/18	10/31/18	STONECASTLE FICA CALIFORNIA ASSET MANAGEMENT PROGRAM	FICAMF003 CAMPMF025	0.00 0.00	0.00 0.00	61,657.54 386,125.16	61,657.54 386,125.16			
	10/31/18	10/31/18	US TREASURY N/B NOTES DTD 11/02/2015 1.875% 10/31/2022	912828M49	25,000,000.00	0.00	234,375.00	234,375.00			
	10/31/18	10/31/18	US TREASURY NOTES DTD 10/31/2013 1.750% 10/31/2020	912828WC0	50,000,000.00	0.00	437,500.00	437,500.00			
	10/31/18	10/31/18	FIDELITY GOVT MM FUND 2642	31607A703	0.00	0.00	1,757.53	1,757.53			
Transaction Type Sub-Total					1,554,000,000.00	0.00	9,817,784.98	9,817,784.98			
MATURITY											
	10/01/18	10/01/18	SWEDBANK NY CERT DEPOS DTD 04/04/2018 2.340% 10/01/2018	87019VFD4	25,000,000.00	25,000,000.00	292,500.00	25,292,500.00	0.00	0.00	



Managed Account Security Transactions & Interest

For the Month Ending **October 31, 2018**

SAN BERNARDINO COUNTY - 76990800

Trade	Settle	Transaction Type	Security Description	CUSIP	Par	Principal Proceeds	Accrued Interest	Total	Realized G/L Cost	Realized G/L Amort Cost	Sale Method
10/01/18	10/01/18	JP MORGAN SECURITIES LLC COMM PAPER	466400K18	25,000,000.00	25,000,000.00	0.00	25,000,000.00	167,555.56	0.00		
10/01/18	10/01/18	JP MORGAN SECURITIES LLC COMM PAPER	466400K18	25,000,000.00	25,000,000.00	0.00	25,000,000.00	188,472.22	0.00		
10/01/18	10/01/18	NATIXIS NY BRANCH COMM PAPER	63873KK14	145,000,000.00	145,000,000.00	0.00	145,000,000.00	34,638.89	0.00		
10/01/18	10/01/18	DEXIA CREDIT LOCAL SA NY COMM PAPER	25214PJ61	50,000,000.00	50,000,000.00	0.00	50,000,000.00	313,444.44	0.00		
10/01/18	10/01/18	BNP PARIBAS NY BRANCH COMM PAPER	09659CK15	145,000,000.00	145,000,000.00	0.00	145,000,000.00	34,638.89	0.00		
10/01/18	10/01/18	BNP PARIBAS NY BRANCH COMM PAPER	09659CK15	25,000,000.00	25,000,000.00	0.00	25,000,000.00	302,500.00	0.00		
10/02/18	10/02/18	COOPERATIVE RABOBANK U.A. COMM PAPER	21687BK26	187,000,000.00	187,000,000.00	0.00	187,000,000.00	11,168.06	0.00		
10/02/18	10/02/18	MUFG BANK LTD/NY COMM PAPER	62479MK28	35,000,000.00	35,000,000.00	0.00	35,000,000.00	39,666.67	0.00		
10/03/18	10/03/18	COOPERATIVE RABOBANK U.A. COMM PAPER	21687BK34	140,000,000.00	140,000,000.00	0.00	140,000,000.00	8,361.11	0.00		
10/04/18	10/04/18	COOPERATIVE RABOBANK U.A. COMM PAPER	21687BK42	140,000,000.00	140,000,000.00	0.00	140,000,000.00	8,361.11	0.00		
10/05/18	10/05/18	BNP PARIBAS NY BRANCH COMM PAPER	09659CK56	140,000,000.00	140,000,000.00	0.00	140,000,000.00	8,361.11	0.00		
10/05/18	10/05/18	INTL BANK OF RECONSTRUCTION AND DEV NT	459058ERO	50,000,000.00	50,000,000.00	0.00	50,000,000.00	85,000.00	0.00		
10/09/18	10/09/18	NATIXIS NY BRANCH COMM PAPER	63873KK97	160,000,000.00	160,000,000.00	0.00	160,000,000.00	38,400.00	0.00		



Managed Account Security Transactions & Interest

For the Month Ending **October 31, 2018**

SAN BERNARDINO COUNTY - 76990800

Transaction Type	Trade	Settle	Security Description	CUSIP	Par	Principal Proceeds	Accrued Interest	Total	Realized G/L Cost	Realized G/L Amort Cost	Sale Method
MATURITY											
	10/10/18	10/10/18	MUFG BANK LTD/NY COMM PAPER DTD 04/10/2018 0.000% 10/10/2018	62479MKA0	35,000,000.00	35,000,000.00	0.00	35,000,000.00	32,977.78	0.00	0.00
	10/10/18	10/10/18	NATIXIS NY BRANCH COMM PAPER -- 0.000% 10/10/2018	63873KKA4	150,000,000.00	150,000,000.00	0.00	150,000,000.00	9,000.00	0.00	0.00
	10/11/18	10/11/18	NATIXIS NY BRANCH COMM PAPER DTD 07/13/2018 0.000% 10/11/2018	63873KKB2	130,000,000.00	130,000,000.00	0.00	130,000,000.00	7,800.00	0.00	0.00
	10/12/18	10/12/18	FHLMC REFERENCE NOTES DTD 09/16/2016 0.875% 10/12/2018	3137EAD7	50,000,000.00	50,000,000.00	0.00	50,000,000.00	21,500.00	0.00	0.00
	10/12/18	10/12/18	NATIXIS NY BRANCH COMM PAPER -- 0.000% 10/12/2018	63873KKC0	109,000,000.00	109,000,000.00	0.00	109,000,000.00	6,540.00	0.00	0.00
	10/15/18	10/15/18	NATIXIS NY BRANCH COMM PAPER DTD 02/06/2018 0.000% 10/15/2018	63873KKF3	95,000,000.00	95,000,000.00	0.00	95,000,000.00	17,100.00	0.00	0.00
	10/16/18	10/16/18	COOPERATIVE RABOBANK U.A. COMM PAPER	21687BKG5	95,000,000.00	95,000,000.00	0.00	95,000,000.00	5,700.00	0.00	0.00
	10/17/18	10/17/18	COOPERATIVE RABOBANK U.A. COMM PAPER	21687BKH3	101,000,000.00	101,000,000.00	0.00	101,000,000.00	6,060.00	0.00	0.00
	10/18/18	10/18/18	COOPERATIVE RABOBANK U.A. COMM PAPER	21687BKJ9	93,000,000.00	93,000,000.00	0.00	93,000,000.00	5,580.00	0.00	0.00
	10/19/18	10/19/18	BNP PARIBAS NY BRANCH COMM PAPER DTD 01/22/2018 0.000% 10/19/2018	09659CKK3	38,000,000.00	38,000,000.00	0.00	38,000,000.00	2,290.56	0.00	0.00
	10/19/18	10/19/18	FNMA BENCHMARK NOTE DTD 09/01/2015 1.125% 10/19/2018	3135G0E58	12,000,000.00	12,000,000.00	0.00	12,000,000.00	27,360.00	0.00	0.00
	10/19/18	10/19/18	FNMA BENCHMARK NOTE DTD 09/01/2015 1.125% 10/19/2018	3135G0E58	25,000,000.00	25,000,000.00	0.00	25,000,000.00	56,750.00	0.00	0.00
	10/22/18	10/22/18	BNP PARIBAS NY BRANCH COMM PAPER DTD 01/30/2018 0.000% 10/22/2018	09659CKN7	50,000,000.00	50,000,000.00	0.00	50,000,000.00	9,041.67	0.00	0.00
	10/24/18	10/24/18	BNP PARIBAS NY BRANCH COMM PAPER DTD 03/28/2018 0.000% 10/24/2018	09659CKO0	38,000,000.00	38,000,000.00	0.00	38,000,000.00	2,290.56	0.00	0.00
	10/24/18	10/24/18	COMMONWEALTH BANK OF AUSTRALIA NY CD DTD 06/19/2018 2.300% 10/24/2018	20271ENR6	35,000,000.00	35,000,000.00	281,750.00	35,281,750.00	0.00	0.00	0.00



Managed Account Security Transactions & Interest

For the Month Ending **October 31, 2018**

SAN BERNARDINO COUNTY - 76990800

Trade	Settle	Transaction Type	Security Description	CUSIP	Par	Principal Proceeds	Accrued Interest	Total	Realized G/L Cost	Realized G/L Amort Cost	Sale Method
MATURITY											
10/25/18	10/25/18	BNP PARIBAS NY BRANCH COMM PAPER	09659CKR8	41,000,000.00	41,000,000.00	0.00	41,000,000.00	2,471.39	0.00		
		-- 0.000% 10/25/2018									
10/26/18	10/26/18	FHLMC NOTES (EX-CALLABLE)	313468YU7	50,000,000.00	50,000,000.00	0.00	50,000,000.00	35,000.00	0.00		
		DTD 04/26/2016 1.050% 10/26/2018									
10/29/18	10/29/18	NATIXIS NY BRANCH COMM PAPER	63873KKV8	84,000,000.00	84,000,000.00	0.00	84,000,000.00	15,120.00	0.00		
		-- 0.000% 10/29/2018									
10/30/18	10/30/18	CREDIT AGRICOLE CIB NY COMM PAPER	22533UKW2	126,000,000.00	126,000,000.00	0.00	126,000,000.00	7,560.00	0.00		
		-- 0.000% 10/30/2018									
10/30/18	10/30/18	BNP PARIBAS NY BRANCH COMM PAPER	09659CKW7	125,000,000.00	125,000,000.00	0.00	125,000,000.00	7,534.72	0.00		
		DTD 02/02/2018 0.000% 10/30/2018									
10/31/18	10/31/18	BNP PARIBAS NY BRANCH COMM PAPER	09659CKX5	200,000,000.00	200,000,000.00	0.00	200,000,000.00	12,055.56	0.00		
		DTD 10/30/2018 0.000% 10/31/2018									
10/31/18	10/31/18	COOPERATIEVE RABOBANK UA COMM PAPER	21687BKX8	66,000,000.00	66,000,000.00	0.00	66,000,000.00	3,960.00	0.00		
		DTD 10/16/2018 0.000% 10/31/2018									
Transaction Type Sub-Total					3,040,000,000.00	3,040,000,000.00	574,250.00	3,040,574,250.00	1,534,260.30	0.00	
Managed Account Sub-Total					(143,528,115.82)	10,353,993.31	(133,174,122.51)	1,534,260.30	0.00		
Total Security Transactions					(143,528,115.82)	\$10,353,993.31	(133,174,122.51)	\$1,534,260.30	\$0.00		

Bolded items are forward settling trades.